

Advisors

SNAPSHOT

Current period ending December 31, 2021

ACCOUNT NAME:

CAMBRIAN SCHOOL DISTRICT
CAMBRIAN SITE CAP PROJECT FUND

0009817 08 AT 2.130 **AUTO T2 0 081695124-339915 -C07-P09826-112



CAMBRIAN SCHOOL DISTRICT
CAMBRIAN SITE CAP PROJECT FUND
ATTN PENNY TIMBOE
4115 JACKSOL DRIVE
SAN JOSE CA 95124-3399



Your Financial Advisor:

ALAN CRAIG NAGER

Phone: 916-939-4400 / 877-829-3231

3820 EL DORADO HILLS BOULEVARD
SUITE 402
EL DORADO HILLS CA 95762

If you have more than one account with us, why not link them and receive summary information for your entire household? Contact Your Financial Advisor for more details.

Message from Wells Fargo Advisors

WILL 2022 BE A STRONG YEAR FOR THE MARKETS? OR SHOULD INVESTORS BE CONCERNED? FIND OUT WHAT WELLS FARGO INVESTMENT INSTITUTE SEES FOR THE COMING YEAR IN ITS NEW 2022 OUTLOOK REPORT: "WHICH WAY TO THE RECOVERY?" VISIT [WELLSFARGOADVISORS.COM/OUTLOOK](https://wellsfargoadvisors.com/outlook) TO LEARN MORE.

News

GET MORE DONE IN LESS TIME WITH WELLS FARGO MOBILE DEPOSIT. DEPOSIT CHECKS INTO YOUR BROKERAGE ACCOUNT WITH CASH SERVICES USING THE WELLS FARGO MOBILE APP ON YOUR MOBILE DEVICE. IT'S FAST, EASY, AND SECURE.

Investment and Insurance Products are:

- Not Insured by the FDIC or Any Federal Government Agency
- Not a Deposit or Other Obligation of, or Guaranteed by, the Bank or Any Bank Affiliate
- Subject to Investment Risks, Including Possible Loss of the Principal Amount Invested

Wells Fargo Advisors is a trade name used by Wells Fargo Clearing Services, LLC, a registered broker-dealer and non-bank affiliate of Wells Fargo & Company.

General instructions and disclosures

About this statement

Clearing services: Wells Fargo Clearing Services, LLC (Wells Fargo Advisors), an indirect wholly owned subsidiary of Wells Fargo & Company, is a clearing broker-dealer registered with the Securities and Exchange Commission (SEC) and the Municipal Securities Rulemaking Board (MSRB) and is a member of the New York Stock Exchange (NYSE), the Financial Industry Regulatory Authority (FINRA) and all principal U.S. exchanges. Wells Fargo Advisors carries your account(s) and acts as your custodian for funds and securities deposited with us directly by you, or as a result of transactions we process for your account. Twice a year, Wells Fargo Advisors publishes on its web site www.wfclearing.com a statement of the firm's financial condition. A financial statement of this organization is available for your personal inspection at its offices, or a copy of it will be mailed upon your written request.

Trade date statement and trade details: All activity and positions on this statement are shown as of the date a trade is entered on the brokerage trading system (i.e., the trade date). Proceeds from the sale of securities and costs for the purchase of securities are not transacted through your account until the actual settlement date of the trade. The time of the transactions, the name of the buyer or seller, and the source and amount of any commission or fee will be furnished upon written request.

Pricing of securities: Securities prices on your statement may vary from actual liquidation value. Prices are provided by outside quotation services which we believe are reliable but due to the nature of market data the accuracy cannot be guaranteed. In the absence of such pricing, prices are estimated by Wells Fargo Advisors using available information and its judgment. Such estimates may not reflect actual trades and do not reflect a commitment by the firm to buy or sell at those prices. Securities listed on a national exchange are priced as of the close of the statement period. Unlisted shares may be valued at the current best published "bid-price", and, if none exists, the last reported transaction if occurring within the last 45 days. Prices of securities not actively traded may not be available and are indicated by "N/A." Corporate and municipal bonds and other fixed income securities are priced by a computerized pricing service or, if less actively traded, by utilizing a yield-based matrix system to arrive at an estimated market value. Listed options are priced based on the closing "bid-ask" prices and the last reported trade. Mutual fund shares are priced at net asset value. Shares of direct participation program (DPP) and real estate investment trust (REIT) securities that are not listed on a national exchange are generally illiquid. Because no trading market exists for these investments, their values are estimated. Unless otherwise indicated, the values shown for DPP and REIT securities have been provided by the management of each program and represent that management's estimate of the investor's interest in the net assets of the program. See statement sections for additional pricing information. Prices for hedge funds and certain managed futures funds are provided on a month delay basis. Other managed futures funds may be priced more frequently. Long-term certificates of deposit (maturity beyond one year from date of issue) are priced using a market value pricing model. The sale or redemption price of your securities may be higher or lower than the prices shown on your statement. For an actual quote, contact the individual servicing your account.

Estimated annual income/yield: Estimated Annual Income (EAI), when available, reflects the estimated amount you would earn on a security if your current position and its related income remained constant for a year. Estimated Annual Yield (EAY), when available, reflects the current estimated annual income divided by the current value of the security as of the statement closing date. EAI and EAY are estimates and the actual income and yield might be lower or higher than the estimated amounts. EAY reflects only the income generated by an investment. It does not reflect changes in its price, which may fluctuate. The information used to derive these estimates is obtained from various outside vendors; Wells Fargo Advisors is not responsible for incorrect or missing estimated annual income and yields. Past performance is not a guarantee of future results.

Income summary: The Income summary displays all income as recorded in the tax system as of period end date. The totals in the Cash flow snapshot may not match the totals in the Income snapshot due to reclassifications or other corrections made in the tax system. Remember, you may have certain products that are not included in these figures and whose income is only available on the tax forms sent to you at year-end. Reclassifications and other tax reporting requirements may alter these numbers both during and after year end. You should rely only on tax reporting documents. Contact your tax advisor if you have any questions about the tax consequences of your brokerage activity.

Texas designation: If you are a resident of Texas who has purchased mutual fund shares, you may designate a representative to receive notification to assist in avoiding escheatment of assets in your investment account to the State of Texas. The designated representative does not have any rights to your account. Please use the Texas Unclaimed Property link (<https://claimit.texas.org>) to access the Designation of Representative for Notice Request form which you may complete and return to us at ATTN: H0006-08K, 1 N. Jefferson Ave, St. Louis, MO 63103 or return by email at clientcontact@firstclearing.com.

Tax reporting: We are required by federal law to report annually to you and to the Internal Revenue Service (IRS) on Form(s) 1099 interest income, dividend payments and sales proceeds including cost basis information for applicable transactions credited to your account.

About your rights and responsibilities

Questions and complaints about Your Account: This account statement contains important information about your brokerage account, including recent transactions. All account statements sent to you shall be deemed complete and accurate if not objected to in writing within ten days of receipt. We encourage you to review the details in this statement. If you do not understand any of the information in your statement or if you believe there are any inaccuracies or discrepancies in your statement, you should promptly report them to the manager of the Wells Fargo Advisors office listed on the front of your statement. To further protect your rights, including any rights under the Securities Investor Protection Act, any verbal communications with Wells Fargo Advisors should be re-confirmed in writing. Inquiries or complaints about your account statement, including the positions and balances in your account, may be directed to Wells Fargo Advisors Client Services at (866) 887-2402 or ATTN: H0005-087, 1 N. Jefferson Ave, St. Louis, MO 63103.

Public disclosure: You may reach FINRA by calling the FINRA BrokerCheck Hotline at (800) 289-9999 or by visiting the FINRA website at www.finra.org. An investor brochure that includes information describing FINRA BrokerCheck is available from FINRA upon request. A brochure describing the FINRA Pricing of Securities Regulation Public Disclosure Program is also available from the FINRA upon request.

MSRB disclosure: A brochure describing the protections available under MSRB rules and how to file a complaint is available at www.MSRB.org.

Account protection: Wells Fargo Advisors is a member of the Securities Investor Protection Corporation (SIPC) which protects against the loss of cash and securities held in client accounts of a SIPC member firm in the event of the member's insolvency and liquidation. SIPC coverage is limited to \$500,000 per customer, including up to \$250,000 for cash. For more information on SIPC coverage, please see the explanatory brochure at www.sipc.org or contact SIPC at (202) 371-8300. In addition, Wells Fargo Advisors maintains additional insurance coverage provided through London Underwriters (led by Lloyd's of London Syndicates). This additional insurance policy becomes available to clients if their SIPC limit is exhausted and provides additional protection up to a firm aggregate of \$1 billion, including up to \$1.9 million for cash per client. SIPC does not insure the quality of investments or protect against market losses. SIPC only protects the custody function of their members, which means that SIPC works to restore to clients their securities and cash that are in their accounts when the member firm liquidation begins. Not all investments are protected by SIPC. In general, SIPC does not cover instruments such as unregistered investment contracts, unregistered limited partnerships, fixed annuity contracts, escrow receipts, direct investments, currency, commodities or related contracts, hedge funds and certain other investments.

Investor education: Wells Fargo Advisors publishes on its web site www.wellsfargoadvisors.com information on topics of interest to investors as well as market commentary and economic analysis. Wells Fargo Advisors has also developed numerous investor education guides to provide you with important information regarding the products and services we offer. These guides may be found under the "Our Insights" tab.

Free credit balances: Free credit balances are not segregated and may be used by Wells Fargo Advisors in the operation of its business in accordance with applicable laws and regulations. You have the right to receive from us in the course of normal business operations, subject to any open commitments in any of your accounts, any free credit balances to which you are entitled.

Investment objectives/Risk tolerances: Please inform us promptly of any material change that might affect your investment objectives, risk tolerances or financial situation, or if you wish to impose or change any reasonable restrictions on the management of your account. A copy of the Investment Advisory Services Disclosure document is available without charge upon request. Please contact the individual denoted on the front of your statement to update your information and to receive a copy of this document.

Option accounts: Pursuant to FINRA Rule 2360, option assignment notices are randomly allocated by an automated process amongst all client short option positions that are subject to exercise, including positions established on the day of assignment. Transaction confirmations that were previously furnished to you provides information on commissions and other charges related to your option transaction executions. Details of our random allocation procedures and copies of transaction confirmations are available upon request.





Advisors

SNAPSHOT


Envision Plan as of 12/01/2021

If you have questions or wish to update any information in this plan, please contact Your Financial Advisor.

Achieving Your Goals - Recommended Plan

Retirement Age	57
Penny	\$0
Annual Retirement Spending	\$0
Annual Savings	\$0
Estate Goal	\$8,662,854
Recommended Allocation	
Percent in Equities	18.0%
Downside Risk	-2.5%
Current Allocation	
Percent in Equities	0.0%
Downside Risk	-0.3%

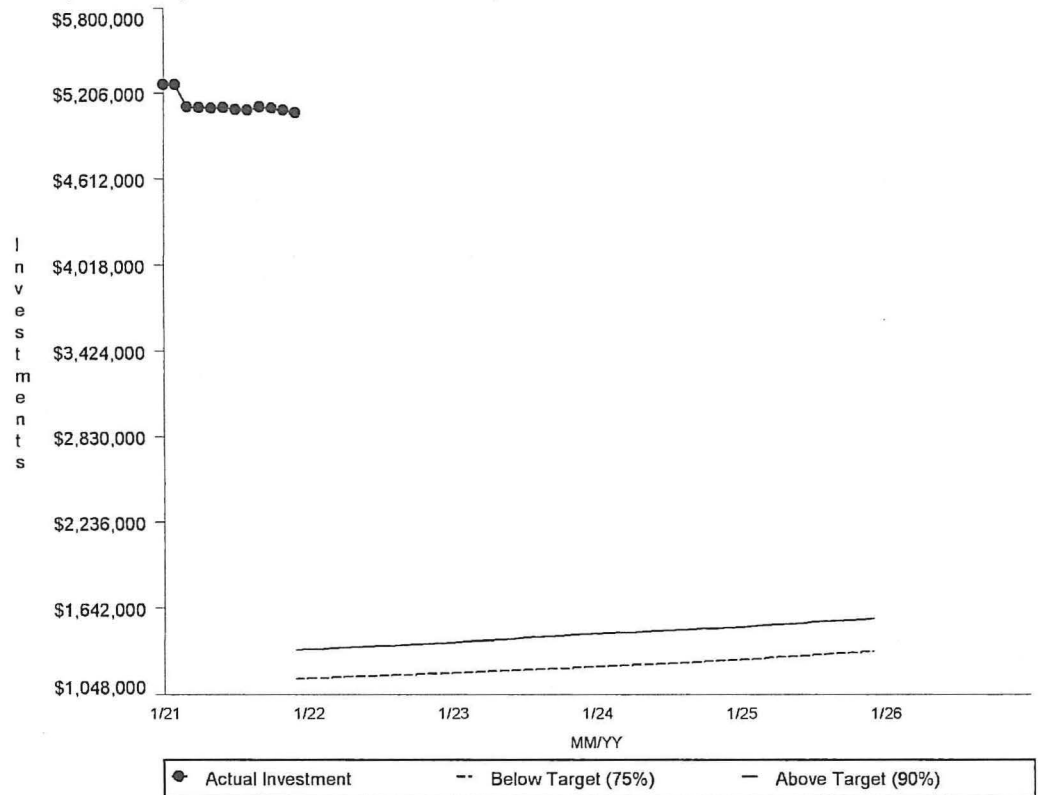
Your Plan Results



Talk with Your Financial Advisor to understand any differences between your recommended and current allocation plan results.

Target Zone Graph

(Based on your recommended allocation)



Envision® plan important information

The "Plan Result" helps you assess your investment plan based on tested investment scenarios.

Less than 75 = Below Target - Low level of confidence; unlikely to achieve goals

Between 75 and 90 = Target Zone - Reasonable level of confidence; goals can be met or exceeded

Greater than 90 = Above Target - High level of confidence; potentially unnecessary sacrifices to goals

The Target Zone and Recommended Plan Result is reflective of the recommended asset allocation of your recommended Envision plan. The Target Zone does not represent a projection of future portfolio values, and it is shown in Actual dollars.

IMPORTANT: If your current portfolio is not consistent with the recommended allocation, then your probability of success (as reflected by your Current Plan Result) may be significantly different from the Recommended Plan Result.

Learn more with Envision videos

To access quick videos about The Target Zone and Recommended vs Current Allocations:

- Visit <https://www.wellsfargoadvisors.com/planning/envision-scenarios/target-zone.htm>

IMPORTANT: There is no assurance that the recommended portfolio's objectives will be obtained. The projections or other information generated by Envision regarding the likelihood of various investment outcomes are hypothetical in nature, do not reflect actual investment results and are not guarantees of future results. Results may vary with each use and over time.


The information contained in the Envision profile is based on the data that has been provided by you. Please note that this Envision summary may not represent a complete Envision profile. The accounts and values used in the statement may not be representative of the accounts and values listed in the plan and external account values may not be up to date. In addition, the date of your Envision profile information differs from the account statement information.

Please be advised that your individual account statement is the official record of your accounts.

Future recommended allocations and cash flows may not be included in this Envision Summary. Please refer to your Envision report to review additional future allocations and goals you may have selected.

Envision® is a registered service mark of Wells Fargo & Company and used under license. Elements of this report's presentations and simulation results are under license from (c) 2003-2019 Wealthcare Capital Management LLC. All rights reserved. Wealthcare Capital Management LLC is a separate entity and is not directly affiliated with Wells Fargo Clearing Services, LLC.





Advisors

SNAPSHOT

CAMBRIAN SCHOOL DISTRICT
CAMBRIAN SITE CAP PROJECT FUND

DECEMBER 1, 2021 - DECEMBER 31, 2021
ACCOUNT NUMBER:

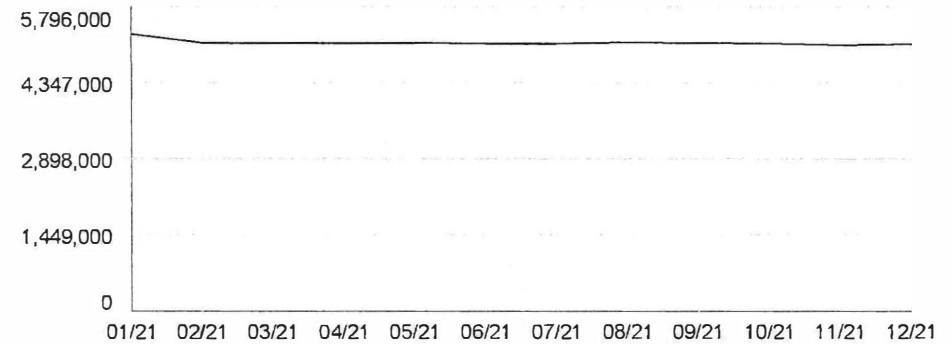
Progress summary

	THIS PERIOD	THIS YEAR
Opening value	\$5,075,399.38	\$5,267,736.02
Cash deposited	0.00	0.00
Securities deposited	0.00	0.00
Cash withdrawn	0.00	-171,540.54
Securities withdrawn	0.00	0.00
Change in value	5,546.52	-15,249.58
Closing value	\$5,080,945.90	\$5,080,945.90


Estimated accrued interest ^ 39,739.94
Total value (incl. accruals) \$5,120,685.84

^ Estimated accrued interest is included for your convenience. The value represents the estimated portion of the interest that would be received upon the sale of your Fixed Income positions. For more information, see the Specific instructions and disclosures page.

Value over time



Portfolio summary



ASSETS	ASSET TYPE	PREVIOUS VALUE ON NOV 30	%	CURRENT VALUE ON DEC 31	%	ESTIMATED ANN. INCOME
	Cash and sweep balances	84,831.24	1.67	53,307.19	1.05	11
	Stocks, options & ETFs	0.00	0.00	0.00	0.00	0
	Fixed income securities	4,990,568.14	98.33	5,027,638.71	98.95	137,934
	Mutual funds	0.00	0.00	0.00	0.00	0
	Asset value	\$5,075,399.38	100%	\$5,080,945.90	100%	\$137,945

SNAPSHOT

CAMBRIAN SCHOOL DISTRICT
CAMBRIAN SITE CAP PROJECT FUND

DECEMBER 1, 2021 - DECEMBER 31, 2021

ACCOUNT NUMBER: 712-482

Cash flow summary

	THIS PERIOD	THIS YEAR
Opening value of cash and sweep balances	\$84,831.24	
Income and distributions	7,348.48	154,065.76
Securities sold and redeemed	40,118.71	2,116,273.93
Net additions to cash	\$47,467.19	\$2,270,339.69
Securities purchased	-78,991.24	-3,010,269.38
Electronic funds transfers	0.00	-171,540.54
Net subtractions from cash	-\$78,991.24	-\$3,181,809.92
Closing value of cash and sweep balances	\$53,307.19	

Income summary *


	THIS PERIOD	THIS YEAR
TAXABLE Money market/sweep funds	0.72	81.89
Interest	7,334.25	153,970.36
Total taxable income	\$7,334.97	\$154,052.25
TAX-EXEMPT Interest	13.51	13.51
Total federally tax-exempt income	\$13.51	\$13.51
Total income	\$7,348.48	\$154,065.76

* Certain distributions made in the current year are reported as prior year income according to IRS regulations. This may cause a difference between Cash Flow and Income Summary totals.

Gain/loss summary

	UNREALIZED	THIS PERIOD REALIZED	THIS YEAR REALIZED
Short term (S)	-33,190.57	-25.70	-25.70
Long term (L)	15,774.36	0.00	-114.56
Total	-\$17,416.21	-\$25.70	-\$140.26





Advisors

SNAPSHOT

CAMBRIAN SCHOOL DISTRICT
CAMBRIAN SITE CAP PROJECT FUND

DECEMBER 1, 2021 - DECEMBER 31, 2021

Your Financial Advisor

ALAN CRAIG NAGER
Phone: 916-939-4400 / 877-829-3231

3820 EL DORADO HILLS BOULEVARD
SUITE 402
EL DORADO HILLS CA 95762

Client service information

Client service: 800-266-6263
Website: www.wellsfargoadvisors.com

Account profile

Full account name: CAMBRIAN SCHOOL DISTRICT
CAMBRIAN SITE CAP PROJECT FUND
Account type: Brokerage Cash Services
Brokerage account number: 1779-2662
Brokerage Cash Services number: 9080824828
Tax status: Non-Profit
Investment objective/Risk tolerance*: CONSERVATIVE INCOME
Time horizon*: LONG TERM (10+ YEARS)
Liquidity needs*: MODERATE
Cost Basis Election: First in, First out
Sweep option: ALLSPRING GOVERNMENT MONEY MARKET

For your consideration

Go paperless. Accessing your account documents online is easy, secure, and costs nothing. Sign on to wellsfargoadvisors.com with your Access Online Username and Password, select **Statements & Docs**, and then click on the **Delivery Preferences** Quick Link. Choose **Electronic Delivery** to go paperless or select specific account documents for electronic delivery. If you do not have a Username and Password, visit wellsfargoadvisors.com/signup or call 1-877-879-2495 for enrollment assistance.

Document delivery status

	Paper	Electronic
Statements:	X	
Trade confirmations:	X	
Tax documents:	X	
Shareholder communications:	X	
Other documents:	X	

*For more information, please visit us at: www.wellsfargoadvisors.com/disclosures

Available funds

Cash	0.00
Money market and sweep funds	53,307.19
Available for loan	0.00
Your total available funds	\$53,307.19

**CAMBRIAN SCHOOL DISTRICT
CAMBRIAN SITE CAP PROJECT FUND**

DECEMBER 1, 2021 - DECEMBER 31, 2021

Additional information

	THIS PERIOD	THIS YEAR		THIS PERIOD	THIS YEAR
Accrued interest on purchases	-845.49	-19,611.43	Gross proceeds	40,118.71	2,116,273.93

Portfolio detail

Cash and Sweep Balances

Sweep Balances - You have the right, in the course of normal business operations, to withdraw balances in the Bank Deposit Sweep Program(s) or redeem shares of the money market mutual fund used in the sweep, subject to any open commitments in any of your accounts and have the proceeds returned to your accounts or remitted to you. The money market mutual funds in the sweep reserve the right to require one or more day's prior notice before permitting withdrawals.

Money Market Mutual Fund - Funds seek to preserve a value at \$1.00 per share, but it is possible to lose money by investing in these funds. Investments in money market funds are not bank deposits and are not insured by the FDIC or any other government agency. They are instead covered by SIPC. Estimated Annual Yield on money market funds, when available, reflects the current estimated yield for the Interest Period dates displayed. For more complete information, including fees, expenses and risks, please request a prospectus from Your Financial Advisor.

DESCRIPTION	% OF ACCOUNT	CURRENT MARKET VALUE	ESTIMATED ANNUAL INCOME	ESTIMATED CURRENT YIELD (%)
ALLSPRING GOVERNMENT MONEY MARKET Interest Period 12/01/21 - 12/31/21	1.05	53,307.19	11.00	0.02
Total Cash and Sweep Balances	1.05	\$53,307.19	\$11.00	


Fixed Income Securities

Corporate and municipal bonds and other fixed income securities are priced by a computerized pricing service or, for less actively traded issues, by utilizing a yield-based matrix system to arrive at an estimated market value.

Corporate Bonds

DESCRIPTION	% OF ACCOUNT	QUANTITY	ADJ PRICE/ ORIG PRICE	ADJ COST/ ORIG COST	CURRENT PRICE	CURRENT MARKET VALUE	UNREALIZED GAIN/LOSS	ESTIMATED		
								ACCRUED INTEREST	ANNUAL INCOME	ANNUAL YIELD (%)
BOEING CO ^ SR UNSECURED CALLABLE CPN 2.125% DUE 03/01/22 DTD 02/16/17 FC 09/01/17 CALL 02/01/22 @ 100.000 Moody BAA2 , S&P BBB- CUSIP 097023BT1 Acquired 04/01/19 L	1.48	75,000	99.19	74,402.50	100.0970	75,072.75	670.25	531.25	1,594	2.12





Advisors

CAMBRIAN SCHOOL DISTRICT
CAMBRIAN SITE CAP PROJECT FUND

DECEMBER 1, 2021 - DECEMBER 31, 2021
ACCOUNT NUMBER: 1779-2662

Fixed Income Securities

Corporate Bonds continued

DESCRIPTION	% OF ACCOUNT	QUANTITY	ADJ PRICE/ ORIG PRICE	ADJ COST/ ORIG COST	CURRENT PRICE	CURRENT MARKET VALUE	UNREALIZED GAIN/LOSS	ESTIMATED		
								ACCRUED INTEREST	ANNUAL INCOME	ANNUAL YIELD (%)
WELLS FARGO & COMPANY SENIOR NOTES CPN 3.500% DUE 03/08/22 DTD 03/08/12 FC 09/08/12 Moody A1 , S&P BBB+ CUSIP 94974BFC9 Acquired 04/22/19 L	0.40	20,000	100.14 102.13	20,029.03 20,433.60	100.5700	20,114.00	84.97	219.72	700	3.48
OCCIDENTAL PETROLEUM COR SR UNSECURED CALLABLE CPN 2.600% DUE 04/15/22 DTD 04/04/16 FC 10/15/16 CALL 03/15/22 @ 100.000 Moody BA2 , S&P BB CUSIP 674599CK9 Acquired 07/16/19 L	0.49	25,000	100.06 100.82	25,016.76 25,214.00	100.0000	25,000.00	-16.76	137.22	650	2.60
BB&T CORPORATION MEDIUM TERM NOTE CALLABLE CPN 3.050% DUE 06/20/22 DTD 03/18/19 FC 06/20/19 CALL 05/20/22 @ 100.000 Moody A3 , S&P A- CUSIP 05531FBG7 Acquired 03/14/19 L	0.30	15,000	100.14 101.12	15,021.80 15,175.30	100.9810	15,147.15	125.35	13.98	458	3.02
NATIONAL RURAL UTIL COOP INTERNOTES CPN 2.500% DUE 07/15/22 DTD 07/27/17 FC 08/15/17 Moody A2 , S&P A- CUSIP 63743FE51 Acquired 02/10/20 L	0.20	10,000	100.54 102.35	10,054.73 10,242.90	100.3920	10,039.20	-15.53	11.11	250	2.49

CAMBRIAN SCHOOL DISTRICT
 CAMBRIAN SITE CAP PROJECT FUND


DECEMBER 1, 2021 - DECEMBER 31, 2021
 ACCOUNT NUMBER: 1779-2662

Fixed Income Securities

Corporate Bonds continued

DESCRIPTION	% OF ACCOUNT	QUANTITY	ADJ PRICE/ ORIG PRICE	ADJ COST/ ORIG COST	CURRENT PRICE	CURRENT MARKET VALUE	UNREALIZED GAIN/LOSS	ESTIMATED		
								ACCRUED INTEREST	ANNUAL INCOME	ANNUAL YIELD (%)
NATL RURAL UTIL COOP FIN CORP INTERNOTES MEDIUM TERM NOTE CPN 3.000% DUE 07/15/22 DTD 04/03/14 FC 05/15/14 Moody A2 , S&P A- CUSIP 63743FSY3 Acquired 02/10/20 L	0.50	25,000	100.78 103.43	25,195.20 25,865.75	100.8850	25,221.25	26.05	33.33	750	2.97
WELLS FARGO & CO SR UNSECURED CPN 2.625% DUE 07/22/22 DTD 07/24/17 FC 01/22/18 Moody A1 , S&P BBB+ CUSIP 95000U2B8 Acquired 02/19/19 L	0.80	40,000	99.05	39,629.40	101.2350	40,494.00	864.60	463.75	1,050	2.59
CELGENE CORP SR UNSECURED CALLABLE CPN 3.550% DUE 08/15/22 DTD 08/12/15 FC 02/15/16 Moody WR , S&P A+ CUSIP 151020AR5 Acquired 02/04/20 L	0.80	40,000	101.26 105.03	40,504.70 42,020.20	101.7140	40,685.60	180.90	536.44	1,420	3.49
JPMORGAN CHASE & CO SR UNSECURED CPN 3.250% DUE 09/23/22 DTD 09/24/12 FC 03/23/13 Moody A2 , S&P A- CUSIP 46625HJE1 Acquired 07/16/19 L	1.00	50,000	100.74 103.15	50,371.84 51,582.50	102.0050	51,002.50	630.66	442.36	1,625	3.18





Advisors

CAMBRIAN SCHOOL DISTRICT
CAMBRIAN SITE CAP PROJECT FUND

DECEMBER 1, 2021 - DECEMBER 31, 2021

Fixed Income Securities

Corporate Bonds continued

DESCRIPTION	% OF ACCOUNT	QUANTITY	ADJ PRICE/ ORIG PRICE	ADJ COST/ ORIG COST	CURRENT PRICE	CURRENT MARKET VALUE	UNREALIZED GAIN/LOSS	ESTIMATED		
								ACCRUED INTEREST	ANNUAL INCOME	ANNUAL YIELD (%)
JOHN DEERE CAPITAL CORP SR UNSECURED CPN 2.750% DUE 10/15/22 DTD 10/29/15 FC 04/15/16 Moody A2 , S&P A CUSIP 24424CBT7 Acquired 07/22/19 L	0.36	18,000	100.45 101.78	18,082.57 18,328.84	100.9310	18,167.58	85.01	104.50	495	2.72
ENTERGY LOUISIANA LLC 1ST MTG CALLABLE CPN 3.300% DUE 12/01/22 DTD 12/04/12 FC 06/01/13 CALL 09/01/22 @ 100.000 Moody A2 , S&P A CUSIP 29364WAR9 Acquired 02/18/20 L	1.10	55,000	101.16 104.35	55,641.06 57,403.35	101.5980	55,878.90	237.84	151.25	1,815	3.24
BANK OF AMERICA CORP MEDIUM TERM NOTES CPN 3.300% DUE 01/11/23 DTD 01/11/13 FC 07/11/13 Moody A2 , S&P A- CUSIP 06051GEU9 Acquired 07/18/19 L		50,000	101.11 103.66	50,559.07 51,838.00		51,368.50	809.43			
Acquired 02/06/20 L		25,000	101.77 104.93	25,442.98 26,240.00		25,684.25	241.27			
Total	1.52	75,000	\$101.33 \$104.10	\$76,002.05 \$78,078.00	102.7370	\$77,052.75	\$1,050.70	\$1,168.75	\$2,475	3.21

CAMBRIAN SCHOOL DISTRICT
CAMBRIAN SITE CAP PROJECT FUND


DECEMBER 1, 2021 - DECEMBER 31, 2021

Fixed Income Securities

Corporate Bonds continued

DESCRIPTION	% OF ACCOUNT	QUANTITY	ADJ PRICE/ ORIG PRICE	ADJ COST/ ORIG COST	CURRENT PRICE	CURRENT MARKET VALUE	UNREALIZED GAIN/LOSS	ESTIMATED		
								ACCRUED INTEREST	ANNUAL INCOME	ANNUAL YIELD (%)
QUALCOMM INC SR UNSECURED CALLABLE CPN 2.600% DUE 01/30/23 DTD 05/26/17 FC 01/30/18 CALL 12/30/22 @ 100.000 Moody A2 , S&P A CUSIP 747525AR4 Acquired 07/19/19 L		17,000	100.35	17,060.44		17,316.88	256.44			
Acquired 08/07/19 L		50,000	101.15	17,202.67						
			100.59	50,296.62		50,932.00	635.38			
			101.95	50,986.50						
Total	1.34	67,000	\$100.53	\$67,357.06	101.8640	\$68,248.88	\$891.82	\$730.67	\$1,742	2.55
			\$101.77	\$68,189.17						
KANSAS CITY POWER & LT SR UNSECURED CALLABLE CPN 3.150% DUE 03/15/23 DTD 03/14/13 FC 09/15/13 CALL 12/15/22 @ 100.000 Moody A2 , S&P A+ CUSIP 485134BN9 Acquired 03/18/21 S	1.00	50,000	102.83	51,416.90	101.9810	50,990.50	-426.40	463.75	1,575	3.08
			105.11	52,564.50						
STATE STREET CORP SUBORDINATED CPN 3.100% DUE 05/15/23 DTD 05/15/13 FC 11/15/13 Moody A2 , S&P A- CUSIP 857477AL7 Acquired 03/08/21 S	0.81	40,000	103.88	41,552.37	103.1110	41,244.40	-307.97	158.44	1,240	3.00
			106.14	42,464.20						





Advisors

CAMBRIAN SCHOOL DISTRICT
CAMBRIAN SITE CAP PROJECT FUND

DECEMBER 1, 2021 - DECEMBER 31, 2021

Fixed Income Securities

Corporate Bonds continued

DESCRIPTION	% OF ACCOUNT	QUANTITY	ADJ PRICE/ ORIG PRICE	ADJ COST/ ORIG COST	CURRENT PRICE	CURRENT MARKET VALUE	UNREALIZED GAIN/LOSS	ESTIMATED		
								ACCRUED INTEREST	ANNUAL INCOME	ANNUAL YIELD (%)
BOEING CO SR UNSECURED CALLABLE CPN 1.875% DUE 06/15/23 DTD 05/18/16 FC 12/15/16 CALL 04/15/23 @ 100.000 Moody BAA2 , S&P BBB- CUSIP 097023BQ7 Acquired 08/06/19 L	0.60	30,000	99.51	29,860.90	100.8050	30,241.50	380.60	25.00	563	1.86
BANK OF AMERICA CORP INTERNOTES MEDIUM TERM NOTES CPN 5.150% DUE 08/15/23 DTD 08/04/11 FC 02/15/12 Moody A2 , S&P A- CUSIP 06050WEV3 Acquired 08/12/21 S	0.25	12,000	107.53 109.20	12,903.64 13,111.60	105.5770	12,669.24	-234.40	233.47	618	4.87
SIERRA PACIFIC POWER CO UNSECURED SERIES T CALLABLE CPN 3.375% DUE 08/15/23 DTD 08/15/13 FC 02/15/14 CALL 05/15/23 @ 100.000 Moody A2 , S&P A+ CUSIP 826418BJ3 Acquired 04/16/21 S	1.02	50,000	104.19 106.30	52,098.05 53,161.00	103.2540	51,627.00	-471.05	637.50	1,688	3.26
CATERPILLAR FINANCIAL SE SERVICE CORP POWER NOTES MEDIUM TERM NOTES CPN 3.550% DUE 12/15/23 DTD 12/12/13 FC 06/15/14 Moody A2 , S&P A CUSIP 14912HQW3 Acquired 08/10/21 S	0.16	8,000	106.29 107.45	8,503.90 8,603.00	103.4950	8,279.60	-224.30	12.62	284	3.43

CAMBRIAN SCHOOL DISTRICT
 CAMBRIAN SITE CAP PROJECT FUND

DECEMBER 1, 2021 - DECEMBER 31, 2021

Fixed Income Securities

Corporate Bonds continued

DESCRIPTION	% OF ACCOUNT	QUANTITY	ADJ PRICE/ ORIG PRICE	ADJ COST/ ORIG COST	CURRENT PRICE	CURRENT MARKET VALUE	UNREALIZED GAIN/LOSS	ESTIMATED		
								ACCRUED INTEREST	ANNUAL INCOME	ANNUAL YIELD (%)
PUB SVC ELEC & GAS										
1ST MTG										
CALLABLE SERIES I										
CPN 3.750% DUE 03/15/24										
DTD 09/12/13 FC 03/15/14										
CALL 12/15/23 @ 100.000										
Moody A1 , S&P A										
CUSIP 74456QBD7										
Acquired 08/19/21 S	0.12	6,000	106.50	6,390.14	104.5490	6,272.94	-117.20	66.25	225	3.58
BANK OF AMERICA CORP										
SR UNSECURED										
CPN 4.000% DUE 04/01/24										
DTD 04/01/14 FC 10/01/14										
Moody A2 , S&P A-										
CUSIP 06051GFF1										
Acquired 08/26/21 S		50,000	108.13	54,067.62		53,152.00	-915.62			
			109.33	54,672.50						
Acquired 09/16/21 S		40,000	108.21	43,286.05		42,521.60	-764.45			
			109.21	43,694.20						
Total	1.88	90,000	\$108.17	\$97,353.67	106.3040	\$95,673.60	-\$1,680.07	\$900.00	\$3,600	3.76
			\$109.29	\$98,366.70						
APPLE INC										
SR UNSECURED										
CPN 3.450% DUE 05/06/24										
DTD 05/06/14 FC 11/06/14										
Moody AAA , S&P AA+										
CUSIP 037833AS9										
Acquired 11/01/21 S		50,000	106.55	53,275.71		52,880.50	-395.21			
			106.98	53,499.00						
Acquired 11/10/21 S		50,000	106.54	53,272.55		52,880.50	-392.05			
			106.88	53,449.50						
Total	2.08	100,000	\$106.54	\$106,548.26	105.7610	\$105,761.00	-\$787.26	\$527.08	\$3,450	3.26
			\$106.94	\$106,948.50						





Advisors

CAMBRIAN SCHOOL DISTRICT
CAMBRIAN SITE CAP PROJECT FUND

DECEMBER 1, 2021 - DECEMBER 31, 2021
ACCOUNT NUMBER: 1779-2662

Fixed Income Securities

Corporate Bonds continued

DESCRIPTION	% OF ACCOUNT	QUANTITY	ADJ PRICE/ ORIG PRICE	ADJ COST/ ORIG COST	CURRENT PRICE	CURRENT MARKET VALUE	UNREALIZED GAIN/LOSS	ESTIMATED		
								ACCRUED INTEREST	ANNUAL INCOME	ANNUAL YIELD (%)
AMAZON.COM INC SR UNSECURED CALLABLE CPN 0.450% DUE 05/12/24 DTD 05/12/21 FC 11/12/21 CALL 11/12/21 @ 100.000 Moody A1 , S&P AA CUSIP 023135BW5 Acquired 10/29/21 S	0.39	20,000	100.01 99.98	20,003.93 20,004.20	99.0100	19,802.00	-201.93	12.25	90	0.45
JPMORGAN CHASE & CO SR UNSECURED CPN 3.625% DUE 05/13/24 DTD 05/13/14 FC 11/13/14 Moody A2 , S&P A- CUSIP 46625HJX9 Acquired 11/04/21 S	1.04	50,000	107.34 107.78	53,670.91 53,898.00	105.7700	52,885.00	-785.91	241.67	1,813	3.42
ACE INA HOLDINGS SR UNSECURED CPN 3.350% DUE 05/15/24 DTD 05/27/14 FC 11/15/14 Moody A3 , S&P A CUSIP 00440EAR8 Acquired 10/04/21 S	1.04	50,000	106.99 107.67	53,498.97 53,845.50	105.4100	52,705.00	-793.97	214.03	1,675	3.17
TEXAS INSTRUMENTS INC SR UNSECURED CALLABLE CPN 2.625% DUE 05/15/24 DTD 05/04/17 FC 11/15/17 CALL 03/15/24 @ 100.000 Moody AA3 , S&P A+ CUSIP 882508BB9 Acquired 11/16/21 S	1.02	50,000	104.40 104.63	52,203.36 52,322.00	103.8030	51,901.50	-301.86	167.71	1,313	2.52

CAMBRIAN SCHOOL DISTRICT
 CAMBRIAN SITE CAP PROJECT FUND


DECEMBER 1, 2021 - DECEMBER 31, 2021

Fixed Income Securities

Corporate Bonds continued

DESCRIPTION	% OF ACCOUNT	QUANTITY	ADJ PRICE/ ORIG PRICE	ADJ COST/ ORIG COST	CURRENT PRICE	CURRENT MARKET VALUE	UNREALIZED GAIN/LOSS	ESTIMATED		
								ACCRUED INTEREST	ANNUAL INCOME	ANNUAL YIELD (%)
UNITEDHEALTH GRP INC SR UNSECURED CALLABLE CPN 0.550% DUE 05/15/24 DTD 05/19/21 FC 11/15/21 CALL 05/15/22 @ 100.000 Moody A3 , S&P A+ CUSIP 91324PEB4 Acquired 10/27/21 S	0.98	50,000	99.90	49,961.00	99.2030	49,601.50	-359.50	35.14	275	0.55
CATERPILLAR FINANCIAL SE POWERNOTES MEDIUM TERM NOTE CPN 3.300% DUE 06/09/24 DTD 06/09/14 FC 12/09/14 Moody A2 , S&P A CUSIP 14912L6C0 Acquired 12/01/21 S	1.03	50,000	106.17 106.35	53,085.92 53,183.50	105.0490	52,524.50	-561.42	100.83	1,650	3.14
LEGG MASON INC SR UNSECURED NOTE CPN 3.950% DUE 07/15/24 DTD 06/26/14 FC 01/15/15 Moody A2 , S&P A CUSIP 524901AT2 Acquired 08/25/21 S	0.63	30,000	108.59 109.73	32,579.69 32,926.90	106.3060	31,891.80	-687.89	546.42	1,185	3.71





Advisors

CAMBRIAN SCHOOL DISTRICT
CAMBRIAN SITE CAP PROJECT FUND

DECEMBER 1, 2021 - DECEMBER 31, 2021

Fixed Income Securities

Corporate Bonds continued

DESCRIPTION	% OF ACCOUNT	QUANTITY	ADJ PRICE/ ORIG PRICE	ADJ COST/ ORIG COST	CURRENT PRICE	CURRENT MARKET VALUE	UNREALIZED GAIN/LOSS	ESTIMATED		
								ACCRUED INTEREST	ANNUAL INCOME	ANNUAL YIELD (%)
CONSUMERS ENERGY CO SECURED 10YR CALLABLE CPN 3.125% DUE 08/31/24 DTD 08/18/14 FC 02/28/15 CALL 05/31/24 @ 100.000 Moody A1 , S&P A CUSIP 210518CW4 Acquired 08/23/21 S	0.82	40,000	106.43 107.34	42,575.51 42,944.60	104.1060	41,642.40	-933.11	416.67	1,250	3.00
Total Corporate Bonds	25.15	1,241,000		\$1,281,515.82 \$1,297,192.39		\$1,277,838.04	-\$3,677.78	\$9,303.16	\$37,515	2.94

^ Denotes bonds with a maturity date in the next 60 days. Please contact us for further investment opportunities or any assistance.

Taxable Municipal Bonds

DESCRIPTION	% OF ACCOUNT	QUANTITY	ADJ PRICE/ ORIG PRICE	ADJ COST/ ORIG COST	CURRENT PRICE	CURRENT MARKET VALUE	UNREALIZED GAIN/LOSS	ESTIMATED		
								ACCRUED INTEREST	ANNUAL INCOME	ANNUAL YIELD (%)
INDUSTRY CA SALES TAX ^ REV RFDG TXBL SR SER A B/E AGM OID TXBL CPN 3.000% DUE 01/01/22 DTD 12/03/15 FC 07/01/16 Moody A1 , S&P AA CUSIP 45656RCM2 Acquired 05/04/20 L	0.49	25,000	100.00 101.96	25,000.00 25,498.50	100.0000	25,000.00	0.00	375.00	750	3.00
WALNUT CA ENERGY CTR ^ AUTH REV TAXABLE RFDG SER B B/E OID TXBL CPN 5.350% DUE 01/01/22 DTD 06/03/10 FC 01/01/11 Moody A2 , S&P AA- CUSIP 93265PBU2 Acquired 04/30/20 L	0.49	25,000	100.00 105.65	25,000.00 26,420.75	100.0000	25,000.00	0.00	668.75	1,338	5.35

CAMBRIAN SCHOOL DISTRICT
 CAMBRIAN SITE CAP PROJECT FUND


DECEMBER 1, 2021 - DECEMBER 31, 2021

Fixed Income Securities

Taxable Municipal Bonds continued

DESCRIPTION	% OF ACCOUNT	QUANTITY	ADJ PRICE/ ORIG PRICE	ADJ COST/ ORIG COST	CURRENT PRICE	CURRENT MARKET VALUE	UNREALIZED GAIN/LOSS	ESTIMATED		
								ACCRUED INTEREST	ANNUAL INCOME	ANNUAL YIELD (%)
SAN BERNARDINO CA CITY ^ UNI SD CTF PARTN TXBL QUALIFIED SCH REV CPN 7.903% DUE 02/01/22 DTD 03/24/11 FC 08/01/11 Moody A2 , S&P AA CUSIP 796714DE0 Acquired 11/21/19 L	0.40	20,000	100.48 112.58	20,097.95 22,523.60	100.5650	20,113.00	15.05	658.58	1,581	7.85
CALIFORNIA ST FOR ^ PREVIOUS ISSUES SEE 13063A TAXABLE VAR PURP CPN 6.650% DUE 03/01/22 DTD 04/01/10 FC 09/01/10 Moody AA2 , S&P AA- CUSIP 13063BFS6 Acquired 03/05/18 L	0.30	15,000	100.61 113.90	15,091.87 17,088.64	101.0200	15,153.00	61.13	332.50	998	6.58
CALIFORNIA ST DPT WTR RES PWR SUPPLY REV TXBL SER P B/E TXBL CPN 2.000% DUE 05/01/22 DTD 09/28/16 FC 05/01/17 Moody WR , S&P AA+ CUSIP 13066YTZ2 Acquired 01/02/19 L	0.49	25,000	96.82	24,213.50	100.5260	25,131.50	918.00	83.33	500	1.98
UNIVERSITY CA REVS FOR PREVIOUS ISSUES SEE 91 412F TXBL GEN REV BDS CPN 2.382% DUE 05/15/22 DTD 05/18/17 FC 11/15/17 Moody AA2 , S&P AA CUSIP 91412GT21 Acquired 10/30/19 L	0.69	35,000	100.27 101.85	35,097.78 35,655.90	100.7920	35,277.20	179.42	106.53	834	2.36





Advisors

CAMBRIAN SCHOOL DISTRICT
CAMBRIAN SITE CAP PROJECT FUND

DECEMBER 1, 2021 - DECEMBER 31, 2021

Fixed Income Securities

Taxable Municipal Bonds continued

DESCRIPTION	% OF ACCOUNT	QUANTITY	ADJ PRICE/ ORIG PRICE	ADJ COST/ ORIG COST	CURRENT PRICE	CURRENT MARKET VALUE	UNREALIZED GAIN/LOSS	ESTIMATED		
								ACCRUED INTEREST	ANNUAL INCOME	ANNUAL YIELD (%)
UNIVERSITY CA REVS RFDG TXBL GEN SER AJ B/E TXBL CPN 3.439% DUE 05/15/22 DTD 10/02/13 FC 05/15/14 Moody AA2 , S&P AA CUSIP 91412GTD7 Acquired 03/31/20 L	0.20	10,000	100.49 102.70	10,049.57 10,277.40	101.1770	10,117.70	68.13	43.94	344	3.39
UNIVERSITY CA REVS LTD PROJ SER F BABS ISSUER SUBSIDY B/E TXBL CPN 4.650% DUE 05/15/22 DTD 09/30/10 FC 05/15/11 Moody AA3 , S&P AA- CUSIP 91412GDW2 Acquired 01/29/20 L	0.70	35,000	101.15 106.97	35,403.59 37,447.55	101.5980	35,559.30	155.71	207.96	1,628	4.57
TULARE CNTY CA PENSION OBLIG TXBL PENSION OBLI BDS 2018 REV B/E TXBL CPN 3.198% DUE 06/01/22 DTD 06/25/18 FC 12/01/18 Moody A1 , S&P AA- CUSIP 899154AU2 Acquired 05/20/19 L	0.80	40,000	100.36 102.56	40,146.41 41,032.60	101.2000	40,480.00	333.59	106.60	1,279	3.16
ANAHEIM CA CITY SCH DIST GO RFDG BDS 2014B G/O B/E TXBL CPN 3.605% DUE 08/01/22 DTD 03/26/14 FC 08/01/14 Moody AA3 , S&P AA- CUSIP 03254CGF1 Acquired 10/17/19 L		50,000	101.09 105.12	50,549.18 52,567.50		50,908.00	358.82			
Acquired 10/21/19 L		25,000	101.09 105.05	25,272.55 26,271.50		25,454.00	181.45			

CAMBRIAN SCHOOL DISTRICT
CAMBRIAN SITE CAP PROJECT FUND


DECEMBER 1, 2021 - DECEMBER 31, 2021

Fixed Income Securities

Taxable Municipal Bonds continued

DESCRIPTION	% OF ACCOUNT	QUANTITY	ADJ PRICE/ ORIG PRICE	ADJ COST/ ORIG COST	CURRENT PRICE	CURRENT MARKET VALUE	UNREALIZED GAIN/LOSS	ESTIMATED		
								ACCRUED INTEREST	ANNUAL INCOME	ANNUAL YIELD (%)
Total	1.50	75,000	\$101.09 \$105.11	\$75,821.73 \$78,839.00	101.8160	\$76,362.00	\$540.27	\$1,126.56	\$2,704	3.54
CHAFFEY CA JT UN HIGH SCH DIST RFDG TXBL G/O B/E TXBL CPN 3.437% DUE 08/01/22 DTD 03/19/14 FC 08/01/14 Moody AA1 , S&P AA- CUSIP 157411PG8 Acquired 12/24/19 L										
	0.20	10,000	100.97 104.19	10,097.58 10,426.60	101.7190	10,171.90	74.32	143.21	344	3.37
COAST CMNTY CLLG DIST CA FEDERALLY TXBL GO BDS 2016C G/O B/E TXBL CPN 1.775% DUE 08/01/22 DTD 08/31/16 FC 02/01/17 Moody AA1 , S&P AA+ CUSIP 190335HG7 Acquired 10/22/19 L										
	0.69	35,000	100.09 100.43	35,034.18 35,159.25	100.8530	35,298.55	264.37	258.85	621	1.75
CONTRA COSTA CNTY CA FIRE PROTN DIST PENSION OBLIG REV B/E NPFQ TXBL CPN 5.060% DUE 08/01/22 DTD 07/28/05 FC 02/01/06 Moody A2 , S&P AA CUSIP 21224RAS5 Acquired 12/06/19 L										
	0.40	20,000	101.89 108.37	20,378.06 21,681.60	102.5500	20,510.00	131.94	421.67	1,012	4.93
LOS ANGELES CNTY CA PUB WKS FING AUTH LSE REVB MULTIPLE CAP I BAB TXBL CPN 6.091% DUE 08/01/22 DTD 11/23/10 FC 08/01/11 Moody AA2 , S&P AA+ CUSIP 54473ENR1 Acquired 04/03/19 L										
	0.71	35,000	102.06 111.34	35,722.37 38,978.80	103.2240	36,128.40	406.03	888.27	2,132	5.90





Advisors

CAMBRIAN SCHOOL DISTRICT
CAMBRIAN SITE CAP PROJECT FUND

DECEMBER 1, 2021 - DECEMBER 31, 2021

Fixed Income Securities

Taxable Municipal Bonds continued

DESCRIPTION	% OF ACCOUNT	QUANTITY	ADJ PRICE/ ORIG PRICE	ADJ COST/ ORIG COST	CURRENT PRICE	CURRENT MARKET VALUE	UNREALIZED GAIN/LOSS	ESTIMATED		
								ACCRUED INTEREST	ANNUAL INCOME	ANNUAL YIELD (%)
LOS ANGELES CA CMNTY CLLG DIST RFDG TXBL SER B G/O UNLTD B/E TXBL CPN 2.809% DUE 08/01/22 DTD 01/08/15 FC 08/01/15 Moody AAA , S&P AA+ CUSIP 54438CRH7 Acquired 11/12/19 L	1.00	50,000	100.69 103.18	50,349.64 51,599.50	101.4410	50,720.50	370.86	585.21	1,405	2.76
PLACENTIA YORBA LINDA CA USD QUALIFIED CONSTR Q TAX CR G/O UNLTD B/E CPN 5.310% DUE 08/01/22 DTD 06/02/10 FC 02/01/11 Moody AA2 , S&P AA- CUSIP 725894GA1 Acquired 10/29/19 L	0.91	45,000	102.12 109.79	45,957.46 49,415.65	102.8000	46,260.00	302.54	995.63	2,390	5.16
VERNON CA ELEC SYS REV RFDG TXBL SER A AGM CR CUS OID TXBL CPN 4.500% DUE 08/01/22 DTD 07/21/15 FC 02/01/16 Moody A2 , S&P AA CUSIP 924397DD1 Acquired 05/01/19 L		15,000	101.10 105.90	15,166.05 15,893.05		15,320.40	154.35			
Acquired 07/01/19 L		25,000	101.34 106.87	25,335.95 26,726.50		25,534.00	198.05			
Total	0.80	40,000	\$101.25 \$106.54	\$40,502.00 \$42,619.55	102.1360	\$40,854.40	\$352.40	\$750.00	\$1,800	4.41

CAMBRIAN SCHOOL DISTRICT
 CAMBRIAN SITE CAP PROJECT FUND


DECEMBER 1, 2021 - DECEMBER 31, 2021

Fixed Income Securities

Taxable Municipal Bonds continued

DESCRIPTION	% OF ACCOUNT	QUANTITY	ADJ PRICE/ ORIG PRICE	ADJ COST/ ORIG COST	CURRENT PRICE	CURRENT MARKET VALUE	UNREALIZED GAIN/LOSS	ESTIMATED		
								ACCRUED INTEREST	ANNUAL INCOME	ANNUAL YIELD (%)
SAN MATEO CA UN HIGH SCH DIST RFDG TXBL SER B G/O B/E TXBL CPN 2.870% DUE 09/01/22 DTD 11/07/12 FC 03/01/13 Moody AAA , S&P AA+ CUSIP 799017KW7 Acquired 11/06/19 L	0.50	25,000	100.82 103.41	25,207.40 25,860.75	101.6520	25,413.00	205.60	239.17	718	2.82
SAN FRANCISCO CA CITY & CNTY PUB UTILS COMMN WTR REV BDS G GREEN BD B/E CPN 2.619% DUE 11/01/22 DTD 12/28/17 FC 05/01/18 Moody AA2 , S&P AA- CUSIP 79765R3U1 Acquired 08/03/21 S	0.50	25,000	101.94 102.85	25,485.09 25,720.75	101.7760	25,444.00	-41.09	109.13	655	2.57
SAN FRANCISCO CA CITY & CNTY PUB UTILS COMMN WTR REV IAM SER E BABS TXBL CPN 4.900% DUE 11/01/22 DTD 08/04/10 FC 11/01/10 Moody AA2 , S&P AA- CUSIP 79765RTD1 Acquired 03/01/19 L	0.41	20,000	101.80 107.60	20,361.20 21,527.00	103.6510	20,730.20	369.00	163.33	980	4.72
SANTA BARBARA CNTY CA SOLID WASTE SYS REV CTF PARTN TXBL COPS 2018C CPN 3.450% DUE 12/01/22 DTD 11/28/18 FC 06/01/19 Moody A1 , S&P AA CUSIP 80136PCZ4 Acquired 12/02/19 L	0.20	10,000	101.61 105.12	10,161.93 10,519.70	102.4580	10,245.80	83.87	28.75	345	3.36





Advisors

CAMBRIAN SCHOOL DISTRICT
CAMBRIAN SITE CAP PROJECT FUND

DECEMBER 1, 2021 - DECEMBER 31, 2021

Fixed Income Securities

Taxable Municipal Bonds continued

DESCRIPTION	% OF ACCOUNT	QUANTITY	ADJ PRICE/ ORIG PRICE	ADJ COST/ ORIG COST	CURRENT PRICE	CURRENT MARKET VALUE	UNREALIZED GAIN/LOSS	ESTIMATED		
								ACCRUED INTEREST	ANNUAL INCOME	ANNUAL YIELD (%)
RIVERSIDE CNTY CA PENSION OBLIG TXBL BDS 2020 REV B/E TXBL CPN 2.363% DUE 02/15/23 DTD 05/06/20 FC 08/15/20 Moody A2 , S&P AA CUSIP 76913CAX7 Acquired 05/04/21 S	0.80	40,000	102.19 103.45	40,879.32 41,389.00	101.5230	40,609.20	-270.12	357.08	945	2.32
UNIVERSITY CA REVS LTD PROJ SER F BABS ISSUER SUBSIDY B/E TAXABLE CPN 4.800% DUE 05/15/23 DTD 09/30/10 FC 05/15/11 Moody AA3 , S&P AA- CUSIP 91412GDX0 Acquired 10/10/19 L	0.21	10,000	103.87 109.83	10,387.38 10,990.70	105.5530	10,555.30	167.92	61.33	480	4.54
UNIVERSITY CA REVS FOR PREVIOUS ISSUES SEE 91 412F TXBL GEN REV BDS CPN 2.617% DUE 05/15/23 DTD 05/18/17 FC 11/15/17 Moody AA2 , S&P AA CUSIP 91412GT39 Acquired 07/20/21 S	0.20	10,000	103.20 104.16	10,320.88 10,423.90	102.7190	10,271.90	-48.98	33.44	262	2.54
SAN FRAN CA CITY & CNTY SAFE NEIGHBORHD PKS SR D BABS G/O UT B/E TAXABLE CPN 5.200% DUE 06/15/23 DTD 03/24/10 FC 06/15/10 Moody AAA , S&P AAA CUSIP 797646NM4 Acquired 03/02/21 S	0.31	15,000	106.98 110.87	16,047.11 16,637.95	106.2560	15,938.40	-108.71	34.67	780	4.89

CAMBRIAN SCHOOL DISTRICT
CAMBRIAN SITE CAP PROJECT FUND

DECEMBER 1, 2021 - DECEMBER 31, 2021

Fixed Income Securities

Taxable Municipal Bonds continued

DESCRIPTION	% OF ACCOUNT	QUANTITY	ADJ PRICE/ ORIG PRICE	ADJ COST/ ORIG COST	CURRENT PRICE	CURRENT MARKET VALUE	UNREALIZED GAIN/LOSS	ESTIMATED		
								ACCRUED INTEREST	ANNUAL INCOME	ANNUAL YIELD (%)
DIXON CA UNI SCH DIST TXBL GO RFDG BDS 2021 G/O B/E BAM TXBL CPN 0.495% DUE 08/01/23 DTD 02/04/21 FC 08/01/21 Moody A1 , S&P AA CUSIP 255651KX8 Acquired 05/05/21 S	1.27	65,000	100.28 100.38	65,183.96 65,259.20	99.5770	64,725.05	-458.91	134.06	322	0.49
GAVILAN CA JT CMNTY CLLG DIST TXBL GO RFDG BDS 2020 G/O B/E TXBL CPN 0.524% DUE 08/01/23 DTD 10/15/20 FC 02/01/21 Moody AA3 , S&P AA CUSIP 368079KB4 Acquired 05/20/21 S	0.20	10,000	100.22 100.23	10,022.12 10,030.50	99.5600	9,956.00	-66.12	21.83	52	0.52
PALO ALTO CA UNI SCH DIST RFDG TXBL G/O B/E TXBL CPN 2.741% DUE 08/01/23 DTD 08/14/12 FC 02/01/13 Moody AAA , S&P AAA CUSIP 697379UG8 Acquired 05/17/21 S	0.71	35,000	103.84 105.31	36,345.64 36,867.95	103.0540	36,068.90	-276.74	399.73	959	2.65
LANCASTER CA S/D RFDG TXBL ELCTN OF 2012 SER B G/O UNLTD OID B/E AGM CPN 3.200% DUE 08/01/23 DTD 04/03/13 FC 02/01/14 Moody A2 , S&P AA CUSIP 513804JC9 Acquired 05/15/19 L	0.51	25,000	101.08 102.75	25,270.57 25,695.50	103.6590	25,914.75	644.18	333.33	800	3.08





Advisors

CAMBRIAN SCHOOL DISTRICT
CAMBRIAN SITE CAP PROJECT FUND

DECEMBER 1, 2021 - DECEMBER 31, 2021

Fixed Income Securities

Taxable Municipal Bonds continued

DESCRIPTION	% OF ACCOUNT	QUANTITY	ADJ PRICE/ ORIG PRICE	ADJ COST/ ORIG COST	CURRENT PRICE	CURRENT MARKET VALUE	UNREALIZED GAIN/LOSS	ESTIMATED		
								ACCRUED INTEREST	ANNUAL INCOME	ANNUAL YIELD (%)
LOS ANGELES CNTY CA PUB WKS FIN ATH LSE RV TXBL MULT CAP PJS I B BABS CPN 6.466% DUE 08/01/23 DTD 11/23/10 FC 08/01/11 Moody AA2 , S&P AA+ CUSIP 54473ENV2 Acquired 06/30/21 S	0.86	40,000	109.51 112.47	43,807.70 44,998.20	108.7080	43,483.20	-324.50	1,077.67	2,586	5.94
PALOMAR CA CMNTY CLLG DIST TXBL GO RFDG BDS 2020 G/O B/E TXBL CPN 0.580% DUE 08/01/23 DTD 11/03/20 FC 02/01/21 Moody AA2 , S&P AA CUSIP 697511FA6 Acquired 05/07/21 S	0.49	25,000	100.43 100.57	25,107.87 25,151.25	99.7880	24,947.00	-160.87	60.42	145	0.58
SACRAMENTO CA PENSION OBLG TAXABLE SER A REV B/E AGM TXBL CPN 6.420% DUE 08/01/23 DTD 09/28/11 FC 02/01/12 Moody A2 , S&P AA CUSIP 786056BB6 Acquired 07/18/19 L		15,000	106.35	15,953.50		16,270.65	317.15			
Acquired 04/13/21 S		25,000	109.49	27,373.44		27,117.75	-255.69			
Acquired 04/22/21 S		15,000	113.71 109.35	28,434.50 16,402.71		16,270.65	-132.06			
Acquired 05/12/21 S		30,000	113.30 109.42	17,002.30 32,827.14		32,541.30	-285.84			
Acquired 05/21/21 S		10,000	113.13 109.47	33,947.50 10,947.90		10,847.10	-100.80			
Acquired 06/16/21 S		10,000	112.98 109.35	11,305.50 10,935.54		10,847.10	-88.44			
			112.43	11,250.70						
Total	2.24	105,000	\$108.99 \$113.61	\$114,440.23 \$119,298.60	108.4710	\$113,894.55	-\$545.68	\$2,808.75	\$6,741	5.92

CAMBRIAN SCHOOL DISTRICT
 CAMBRIAN SITE CAP PROJECT FUND


DECEMBER 1, 2021 - DECEMBER 31, 2021

Fixed Income Securities

Taxable Municipal Bonds continued

DESCRIPTION	% OF ACCOUNT	QUANTITY	ADJ PRICE/ ORIG PRICE	ADJ COST/ ORIG COST	CURRENT PRICE	CURRENT MARKET VALUE	UNREALIZED GAIN/LOSS	ESTIMATED		
								ACCRUED INTEREST	ANNUAL INCOME	ANNUAL YIELD (%)
VERNON CA ELEC SYS REV RFDG TXBL SER A CUSTDL RCPT B/E OID AGM CPN 4.050% DUE 08/01/23 DTD 07/21/15 FC 02/01/16 Moody A2 , S&P AA CUSIP 924397DC3 Acquired 05/19/21 S		50,000	105.60	52,804.10		52,268.00	-536.10			
Acquired 09/01/21 S		25,000	107.74 105.85 107.03	53,880.50 26,463.51 26,766.50		26,134.00	-329.51			
Total	1.54	75,000	\$105.69 \$107.52	\$79,267.61 \$80,646.00	104.5360	\$78,402.00	-\$865.61	\$1,265.63	\$3,038	3.87
SAN MATEO CA UN HIGH SCH DIST RFDG TXBL SER B G/O B/E TXBL CPN 3.070% DUE 09/01/23 DTD 11/07/12 FC 03/01/13 Moody AAA , S&P AA+ CUSIP 799017KX5 Acquired 04/09/21 S	0.51	25,000	104.38 106.23	26,096.75 26,566.00	104.0270	26,006.75	-90.00	255.83	768	2.95
PORT OAKLAND CA REV INTER LIEN RFDG REV BDS G B/E TXBL CPN 2.720% DUE 11/01/23 DTD 08/03/17 FC 11/01/17 Moody A2 , S&P A CUSIP 735000SN2 Acquired 06/23/21 S	0.51	25,000	104.04 105.14	26,010.81 26,294.00	102.9920	25,748.00	-262.81	113.33	680	2.64





Advisors

CAMBRIAN SCHOOL DISTRICT
CAMBRIAN SITE CAP PROJECT FUND

DECEMBER 1, 2021 - DECEMBER 31, 2021

Fixed Income Securities

Taxable Municipal Bonds continued

DESCRIPTION	% OF ACCOUNT	QUANTITY	ADJ PRICE/ ORIG PRICE	ADJ COST/ ORIG COST	CURRENT PRICE	CURRENT MARKET VALUE	UNREALIZED GAIN/LOSS	ESTIMATED		
								ACCRUED INTEREST	ANNUAL INCOME	ANNUAL YIELD (%)
SACRAMENTO CNTY CA SANTN DIST FING AUTH REV RFDG TXBL SER B B/E TXBL CPN 3.203% DUE 12/01/23 DTD 11/19/14 FC 06/01/15 Moody AA2 , S&P AA CUSIP 786134VD5 Acquired 05/26/21 S	0.20	10,000	105.49 107.10	10,549.00 10,717.80	104.1040	10,410.40	-138.60	26.69	320	3.07
OAKLAND CA PENSION OBLIG RFDG TXBL REV B/E OID TXBL CPN 4.350% DUE 12/15/23 DTD 07/30/12 FC 12/15/12 Moody AA2 , S&P AA CUSIP 672319CE8 Acquired 05/11/21 S	0.42	20,000	107.59 110.00	21,518.62 22,007.60	106.5880	21,317.60	-201.02	38.67	870	4.08
BAY AREA TOLL AUTH CA TOLL BRDG REV SAN FRANCISO TXBL BDS 2019 F CPN 2.254% DUE 04/01/24 DTD 09/26/19 FC 04/01/20 Moody AA3 , S&P AA CUSIP 072024WP3 Acquired 08/18/21 S	0.20	10,000	104.17 104.77	10,417.34 10,484.50	102.6580	10,265.80	-151.54	56.35	225	2.19
CALIFORNIA ST TXBL VAR PURP GO BDS G/O UNLTD B/E TXBL CPN 3.000% DUE 04/01/24 DTD 04/04/19 FC 10/01/19 Moody AA2 , S&P AA- CUSIP 13063DLZ9 Acquired 06/28/21 S	0.52	25,000	105.95 107.25	26,488.45 26,819.50	104.7620	26,190.50	-297.95	187.50	750	2.86

CAMBRIAN SCHOOL DISTRICT
CAMBRIAN SITE CAP PROJECT FUND


DECEMBER 1, 2021 - DECEMBER 31, 2021

Fixed Income Securities

Taxable Municipal Bonds continued

DESCRIPTION	% OF ACCOUNT	QUANTITY	ADJ PRICE/ ORIG PRICE	ADJ COST/ ORIG COST	CURRENT PRICE	CURRENT MARKET VALUE	UNREALIZED GAIN/LOSS	ESTIMATED		
								ACCRUED INTEREST	ANNUAL INCOME	ANNUAL YIELD (%)
PORT OAKLAND CA REV SR LIEN RFDG TXBL BDS 2020 R B/E TXBL CPN 1.081% DUE 05/01/24 DTD 12/03/20 FC 05/01/21 Moody A1 , S&P A+ CUSIP 735000TL5 Acquired 07/23/21 S	0.98	50,000	101.41 101.65	50,707.64 50,836.50	99.8600	49,930.00	-777.64	90.08	541	1.08
UNIVERSITY CA REVS 91412H GEN REV BDS 2013 AG B/E TXBL CPN 2.900% DUE 05/15/24 DTD 03/14/13 FC 11/15/13 Moody AA2 , S&P AA CUSIP 91412GQF5 Acquired 08/30/21 S	0.51	25,000	106.08 106.90	26,520.97 26,733.75	104.4940	26,123.50	-397.47	92.64	725	2.77
UNIVERSITY CA REVS LTD PROJ BDS 2017N B/E TXBL CPN 2.719% DUE 05/15/24 DTD 09/28/17 FC 05/15/18 Moody AA3 , S&P AA- CUSIP 91412G2V6 Acquired 05/13/21 S	0.41	20,000	105.42 106.80	21,085.26 21,368.20	103.9040	20,780.80	-304.46	69.49	544	2.61
UNIVERSITY CA REVS TXBL GEN BDS 2020 BF B/E TXBL CPN 0.833% DUE 05/15/24 DTD 07/16/20 FC 11/15/20 Moody AA2 , S&P AA CUSIP 91412HFL2 Acquired 06/29/21 S	0.20	10,000	100.63 100.70	10,063.86 10,077.20	99.6750	9,967.50	-96.36	10.64	83	0.83





Advisors

CAMBRIAN SCHOOL DISTRICT
CAMBRIAN SITE CAP PROJECT FUND

DECEMBER 1, 2021 - DECEMBER 31, 2021

Fixed Income Securities

Taxable Municipal Bonds continued

DESCRIPTION	% OF ACCOUNT	QUANTITY	ADJ PRICE/ ORIG PRICE	ADJ COST/ ORIG COST	CURRENT PRICE	CURRENT MARKET VALUE	UNREALIZED GAIN/LOSS	ESTIMATED		
								ACCRUED INTEREST	ANNUAL INCOME	ANNUAL YIELD (%)
UNIV OF CALIFORNIA CA REVS TXBL SER AN B/E CPN 3.638% DUE 05/15/24 DTD 04/10/14 FC 11/15/14 Moody AA2 , S&P AA CUSIP 91412GVB8 Acquired 10/15/21 S		30,000	107.45 108.05	32,235.81 32,423.20		31,864.20	-371.61			
Acquired 10/21/21 S		25,000	107.28 107.81	26,820.48 26,960.25		26,553.50	-266.98			
Total	1.15	55,000	\$107.37 \$107.96	\$59,056.29 \$59,383.45	106.2140	\$58,417.70	-\$638.59	\$255.67	\$2,001	3.43
UNIVERSITY CA REVS RFDG TXBL GEN SER AS B/E CPN 2.337% DUE 05/15/24 DTD 04/20/16 FC 11/15/16 Moody AA2 , S&P AA CUSIP 91412GD85 Acquired 06/29/21 S	1.02	50,000	104.61 105.57	52,309.80 52,794.00	103.1810	51,590.50	-719.30	149.31	1,169	2.26
UNIVERSITY CA REVS TXBL GEN SER AP B/E TXBL CPN 3.059% DUE 05/15/24 DTD 03/25/15 FC 11/15/15 Moody AA2 , S&P AA CUSIP 91412GXA8 Acquired 06/01/21 S		20,000	106.40 107.92	21,281.12 21,591.60		20,972.80	-308.32			
Acquired 07/01/21 S		55,000	106.20 107.45	58,411.82 59,106.70		57,675.20	-736.62			
Acquired 07/09/21 S		10,000	106.58 107.80	10,658.30 10,787.30		10,486.40	-171.90			
Total	1.75	85,000	\$106.29 \$107.63	\$90,351.24 \$91,485.60	104.8640	\$89,134.40	-\$1,216.84	\$332.24	\$2,600	2.92

CAMBRIAN SCHOOL DISTRICT
 CAMBRIAN SITE CAP PROJECT FUND


DECEMBER 1, 2021 - DECEMBER 31, 2021

Fixed Income Securities

Taxable Municipal Bonds continued

DESCRIPTION	% OF ACCOUNT	QUANTITY	ADJ PRICE/ ORIG PRICE	ADJ COST/ ORIG COST	CURRENT PRICE	CURRENT MARKET VALUE	UNREALIZED GAIN/LOSS	ESTIMATED		
								ACCRUED INTEREST	ANNUAL INCOME	ANNUAL YIELD (%)
CALIFORNIA HLTH FACS FING AUTH REV TXBL NO PLACE LIKE HM PG SR B/E CPN 0.752% DUE 06/01/24 DTD 11/04/20 FC 12/01/20 Moody AA3 , S&P AA- CUSIP 13032UXL7 Acquired 05/24/21 S	0.59	30,000	100.88 101.08	30,265.70 30,331.00	99.1670	29,750.10	-515.60	18.80	226	0.75
CHAFFEY CMNTY CLLG DIST CA RFDG TXBL SER B G/O B/E TXBL CPN 3.525% DUE 06/01/24 DTD 10/16/14 FC 12/01/14 Moody AA2 , S&P AA CUSIP 157432JR7 Acquired 06/22/21 S	1.04	50,000	107.45 109.03	53,727.26 54,523.50	105.8620	52,931.00	-796.26	146.88	1,763	3.32
LOS ANGELES CNTY CA MET TRANSN AUTH SALES TAX TAXABLE MEASURE R SR CPN 4.930% DUE 06/01/24 DTD 11/16/10 FC 06/01/11 Moody AA1 , S&P AAA CUSIP 5447122J0 Acquired 06/09/21 S	0.32	15,000	110.66 113.05	16,599.67 16,964.80	109.2700	16,390.50	-209.17	61.63	740	4.51
COLTON CA JT UNI SCH DIST TXBL GO RFDG BDS 2020 G/O B/E AGM TXBL CPN 0.882% DUE 08/01/24 DTD 10/28/20 FC 02/01/21 Moody AA3 , S&P AA CUSIP 197036PK6 Acquired 06/16/21 S	0.49	25,000	101.26 101.49	25,315.65 25,380.75	99.6940	24,923.50	-392.15	91.88	221	0.88





Advisors

CAMBRIAN SCHOOL DISTRICT
CAMBRIAN SITE CAP PROJECT FUND

DECEMBER 1, 2021 - DECEMBER 31, 2021

Fixed Income Securities

Taxable Municipal Bonds continued

DESCRIPTION	% OF ACCOUNT	QUANTITY	ADJ PRICE/ ORIG PRICE	ADJ COST/ ORIG COST	CURRENT PRICE	CURRENT MARKET VALUE	UNREALIZED GAIN/LOSS	ESTIMATED		
								ACCRUED INTEREST	ANNUAL INCOME	ANNUAL YIELD (%)
GAVILAN CA JT CMNTY CLLG DIST TXBL GO RFDG BDS 2020 G/O B/E TXBL CPN 0.739% DUE 08/01/24 DTD 10/15/20 FC 02/01/21 Moody AA3 , S&P AA CUSIP 368079KC2 Acquired 05/10/21 S	0.39	20,000	100.62 100.73	20,124.43 20,154.80	98.8270	19,765.40	-359.03	61.58	148	0.74
FONTANA CA UNI SCH DIST TXBL GO RFDG BDS 2020 G/O B/E TXBL CPN 0.840% DUE 08/01/24 DTD 07/30/20 FC 02/01/21 Moody AA3 , S&P A+ CUSIP 344640WH6 Acquired 06/03/21 S		15,000	101.16 101.37	15,174.59 15,212.65		14,896.35	-278.24			
Acquired 09/08/21 S		65,000	101.11 101.23	65,722.72 65,808.45		64,550.85	-1,171.87			
Total	1.56	80,000	\$101.12 \$101.27	\$80,897.31 \$81,021.10	99.3090	\$79,447.20	-\$1,450.11	\$280.00	\$672	0.85
PALO ALTO CA UNI SCH DIST RFDG TXBL G/O B/E TXBL CPN 2.891% DUE 08/01/24 DTD 08/14/12 FC 02/01/13 Moody AAA , S&P AAA CUSIP 697379UH6 Acquired 07/06/21 S	0.51	25,000	106.58 107.77	26,645.44 26,950.00	104.5790	26,144.75	-500.69	301.15	723	2.76

CAMBRIAN SCHOOL DISTRICT
 CAMBRIAN SITE CAP PROJECT FUND


DECEMBER 1, 2021 - DECEMBER 31, 2021

Fixed Income Securities

Taxable Municipal Bonds continued

DESCRIPTION	% OF ACCOUNT	QUANTITY	ADJ PRICE/ ORIG PRICE	ADJ COST/ ORIG COST	CURRENT PRICE	CURRENT MARKET VALUE	UNREALIZED GAIN/LOSS	ESTIMATED		
								ACCRUED INTEREST	ANNUAL INCOME	ANNUAL YIELD (%)
MARIN CA CMNTY CLLG DIST GO BDS A 1 G/O B/E TXBL CPN 2.932% DUE 08/01/24 DTD 12/06/16 FC 02/01/17 Moody AAA , S&P AAA CUSIP 56781RGR2 Acquired 07/12/21 S	1.03	50,000	106.76 107.96	53,382.79 53,987.50	105.0220	52,511.00	-871.79	610.83	1,466	2.79
NAPA VLY CA UNI SCH DIST RFDG TXBL SER D G/O B/E TXBL CPN 2.620% DUE 08/01/24 DTD 03/09/16 FC 08/01/16 Moody AA3 , S&P A+ CUSIP 630362AJ0 Acquired 06/24/21 S	0.51	25,000	105.39 106.42	26,349.55 26,613.00	103.8930	25,973.25	-376.30	272.92	655	2.52
PALOMAR CA CMNTY CLLG DIST TXBL GO RFDG BDS 2020 G/O B/E TXBL CPN 0.794% DUE 08/01/24 DTD 11/03/20 FC 02/01/21 Moody AA2 , S&P AA CUSIP 697511FB4 Acquired 07/14/21 S	0.49	25,000	101.18 101.36	25,295.58 25,347.75	99.4200	24,855.00	-440.58	82.71	199	0.79
RIVERSIDE CA CMNTY CLLG DIST RFDG TXBL SER B G/O B/E TXBL CPN 3.610% DUE 08/01/24 DTD 05/29/14 FC 08/01/14 Moody AA1 , S&P AA CUSIP 76886PFF5 Acquired 05/14/21 S		15,000	107.96 109.80	16,194.30 16,478.35		15,963.90	-230.40			
Acquired 06/14/21 S		20,000	108.08 109.73	21,617.16 21,953.80		21,285.20	-331.96			





Advisors

CAMBRIAN SCHOOL DISTRICT
CAMBRIAN SITE CAP PROJECT FUND

DECEMBER 1, 2021 - DECEMBER 31, 2021

Fixed Income Securities

Taxable Municipal Bonds continued

DESCRIPTION	% OF ACCOUNT	QUANTITY	ADJ PRICE/ ORIG PRICE	ADJ COST/ ORIG COST	CURRENT PRICE	CURRENT MARKET VALUE	UNREALIZED GAIN/LOSS	ESTIMATED		
								ACCRUED INTEREST	ANNUAL INCOME	ANNUAL YIELD (%)
Total	0.73	35,000	\$108.03 \$109.80	\$37,811.46 \$38,432.15	106.4260	\$37,249.10	-\$562.36	\$526.46	\$1,264	3.39
SACRAMENTO CNTY CA PENSION OBLG TAXABLE SER B REV B/E AGM CPN 6.625% DUE 08/01/24 DTD 10/13/11 FC 02/01/12 Moody A2 , S&P AA CUSIP 786091AF5 Acquired 06/07/21 S										
		30,000	115.70	34,710.03		33,997.20	-712.83			
			119.06	35,725.00						
Acquired 09/10/21 S		50,000	115.20	57,602.41		56,662.00	-940.41			
			116.92	58,468.50						
Total	1.78	80,000	\$115.39 \$117.74	\$92,312.44 \$94,193.50	113.3240	\$90,659.20	-\$1,653.24	\$2,208.33	\$5,300	5.85
SAN BERNARDINO CA CMNTY CLLG DIST TXBL GO RFDG BDS 2020 G/O B/E TXBL CPN 0.942% DUE 08/01/24 DTD 07/07/20 FC 08/01/20 Moody AA1 , S&P AA CUSIP 796720NQ9 Acquired 06/11/21 S										
	0.59	30,000	101.50	30,452.72	99.8200	29,946.00	-506.72	117.75	283	0.94
			101.80	30,547.60						
SIERRA CA JT CMNTY CLLG DIST RFDG TXBL GO BDS SCH FACS IMPT 2 2021 B CPN 0.354% DUE 08/01/24 DTD 03/09/21 FC 08/01/21 Moody AA1 , S&P AA CUSIP 826239GH2 Acquired 07/08/21 S										
	0.39	20,000	99.85	19,978.60	98.3800	19,676.00	-302.60	29.50	71	0.35

CAMBRIAN SCHOOL DISTRICT
 CAMBRIAN SITE CAP PROJECT FUND


DECEMBER 1, 2021 - DECEMBER 31, 2021

Fixed Income Securities

Taxable Municipal Bonds continued

DESCRIPTION	% OF ACCOUNT	QUANTITY	ADJ PRICE/ ORIG PRICE	ADJ COST/ ORIG COST	CURRENT PRICE	CURRENT MARKET VALUE	UNREALIZED GAIN/LOSS	ESTIMATED		
								ACCRUED INTEREST	ANNUAL INCOME	ANNUAL YIELD (%)
VERNON CA ELEC SYS REV RFDG TXBL SER A AGM CR CUS OID CPN 4.800% DUE 08/01/24 DTD 07/21/15 FC 02/01/16 Moody A2 , S&P AA CUSIP 924397DF6 Acquired 08/20/21 S	0.53	25,000	110.71 112.13	27,678.70 28,041.25	108.5080	27,127.00	-551.70	500.00	1,200	4.42
SAN MATEO CA UN HIGH SCH DIST RFDG TXBL SER B G/O B/E TXBL CPN 3.220% DUE 09/01/24 DTD 11/07/12 FC 03/01/13 Moody AAA , S&P AA+ CUSIP 799017KY3 Acquired 06/08/21 S	0.42	20,000	107.47 108.99	21,494.18 21,805.00	106.0200	21,204.00	-290.18	214.67	644	3.03
RANCHO SANTIAGO CA CMNTY CLLG DIST TXBL GO RFDG BDS 2020 A 1 G/O B/E CPN 0.634% DUE 09/01/24 DTD 09/02/20 FC 03/01/21 Moody AA2 , S&P AA CUSIP 752147HH4 Acquired 12/16/21 S	0.49	25,000	99.82	24,962.25	99.2190	24,804.75	-157.50	52.83	159	0.63
SAN FRANCISCO CA CITY & CNTY PUB UTILS COMMN REV WSTEWTR TXBL SR-B BABS CPN 4.900% DUE 10/01/24 DTD 06/08/10 FC 10/01/10 Moody AA2 , S&P AA CUSIP 79768HAC2 Acquired 06/18/21 S	0.54	25,000	111.54 113.69	27,885.73 28,430.75	110.3480	27,587.00	-298.73	306.25	1,225	4.44





Advisors

CAMBRIAN SCHOOL DISTRICT
CAMBRIAN SITE CAP PROJECT FUND

DECEMBER 1, 2021 - DECEMBER 31, 2021

Fixed Income Securities

Taxable Municipal Bonds continued

DESCRIPTION	% OF ACCOUNT	QUANTITY	ADJ PRICE/ ORIG PRICE	ADJ COST/ ORIG COST	CURRENT PRICE	CURRENT MARKET VALUE	UNREALIZED GAIN/LOSS	ESTIMATED		
								ACCRUED INTEREST	ANNUAL INCOME	ANNUAL YIELD (%)
CALIFORNIA STWIDE CMNTYS DEV AUTH REV TXBL RFDG BDS CA INDEP SYS CPN 0.732% DUE 02/01/25 DTD 01/26/21 FC 08/01/21 Moody A1 , S&P A+ CUSIP 13080SZL1 Acquired 04/15/21 S	0.97	50,000	100.05 100.05	50,029.07 50,035.50	98.5970	49,298.50	-730.57	152.50	366	0.74
Total Taxable Municipal Bonds	43.51	2,140,000		\$2,224,644.26 \$2,273,164.24		\$2,210,863.40	-\$13,780.86	\$22,596.02	\$70,060	3.17

^ Denotes bonds with a maturity date in the next 60 days. Please contact us for further investment opportunities or any assistance.

Certificates of Deposit

Long-term certificates of deposit (maturity beyond one year from date of issue) are priced using a market value pricing model.

DESCRIPTION	% OF ACCOUNT	QUANTITY	ADJ PRICE/ ORIG PRICE	ADJ COST/ ORIG COST	CURRENT PRICE	CURRENT MARKET VALUE	UNREALIZED GAIN/LOSS	ESTIMATED		
								ACCRUED INTEREST	ANNUAL INCOME	ANNUAL YIELD (%)
ALLY BANK CD ^ SANDY UT ACT/365 FDIC INSD CPN 3.000% DUE 01/04/22 DTD 01/04/19 FC 07/04/19 CUSIP 02007GGU1 Acquired 12/31/18 L	0.98	50,000	100.00	50,000.00	100.0300	50,015.00	15.00	743.84	1,500	2.99
GOLDMAN SACHS BK USA CD ^ NEW YORK ACT/365 FDIC INSURED CPN 3.000% DUE 01/05/22 DTD 01/05/12 FC 07/05/12 CUSIP 38143AFU4 Acquired 06/20/19 L	0.22	11,000	100.00 101.59	11,001.01 11,182.12	100.0380	11,004.18	3.17	162.74	330	2.99

CAMBRIAN SCHOOL DISTRICT
CAMBRIAN SITE CAP PROJECT FUND


DECEMBER 1, 2021 - DECEMBER 31, 2021

Fixed Income Securities

Certificates of Deposit continued

DESCRIPTION	% OF ACCOUNT	QUANTITY	ADJ PRICE/ ORIG PRICE	ADJ COST/ ORIG COST	CURRENT PRICE	CURRENT MARKET VALUE	UNREALIZED GAIN/LOSS	ESTIMATED		
								ACCRUED INTEREST	ANNUAL INCOME	ANNUAL YIELD (%)
MORGAN STANLEY PVT BK CD ^ PURCHASE NY ACT/365 FDIC INSD CPN 3.050% DUE 01/10/22 DTD 01/10/19 FC 07/10/19 CUSIP 61760ATY5 Acquired 06/20/19 L	0.22	11,000	100.01 101.72	11,002.15 11,196.53	100.0770	11,008.47	6.32	160.86	336	3.04
DISCOVER BANK CD ^ GREENWOOD DE ACT/365 FDIC INSD CPN 2.500% DUE 01/18/22 DTD 01/18/18 FC 07/18/18 CUSIP 254673LD6 Acquired 04/12/19 L	0.49	25,000	100.00 99.99	25,000.12 25,006.00	100.1120	25,028.00	27.88	285.96	625	2.49
GOLDMAN SACHS BK USA CD ^ NEW YORK ACT/365 FDIC INSURED CPN 3.000% DUE 01/18/22 DTD 01/18/12 FC 07/18/12 CUSIP 38143AHF5 Acquired 06/21/19 L	0.49	25,000	100.03 101.61	25,008.03 25,410.75	100.1270	25,031.75	23.72	343.16	750	2.99
WELLS FARGO BANK NA CD ^ SIOUX FALLS SD ACT/365 FDIC INSD CPN 3.000% DUE 01/18/22 DTD 01/18/19 FC 02/18/19 CUSIP 949763XA9 Acquired 06/20/19 L	0.20	10,000	100.03 101.62	10,003.29 10,169.40	100.1370	10,013.70	10.41	11.51	300	2.99
MORGAN STANLEY PVT BK CD ^ PURCHASE NY ACT/365 FDIC INSD CPN 1.750% DUE 02/07/22 DTD 02/06/20 FC 08/06/20 CUSIP 61760A6Y0 Acquired 01/31/20 L	1.97	100,000	100.00	100,000.00	100.1580	100,158.00	158.00	709.60	1,750	1.74





Advisors

CAMBRIAN SCHOOL DISTRICT
CAMBRIAN SITE CAP PROJECT FUND

DECEMBER 1, 2021 - DECEMBER 31, 2021

Fixed Income Securities

Certificates of Deposit continued

DESCRIPTION	% OF ACCOUNT	QUANTITY	ADJ PRICE/ ORIG PRICE	ADJ COST/ ORIG COST	CURRENT PRICE	CURRENT MARKET VALUE	UNREALIZED GAIN/LOSS	ESTIMATED		
								ACCRUED INTEREST	ANNUAL INCOME	ANNUAL YIELD (%)
GE CAPITAL BANK CD ^ SALT LK CITY UT ACT/365 FDIC INSURED CPN 2.750% DUE 02/14/22 DTD 02/14/14 FC 08/14/14 CUSIP 36163CKX7 Acquired 05/07/19 L	0.49	25,000	100.03 100.66	25,007.85 25,172.25	100.3120	25,078.00	70.15	263.70	688	2.74
THIRD FED SAV&LN CLEV CD ^ CLEVELAND OH ACT/365 FDIC INSD CPN 2.800% DUE 02/22/22 DTD 02/22/19 FC 08/22/19 CUSIP 88413QCG1 Acquired 02/25/20 L	0.49	25,000	100.16 102.24	25,041.67 25,567.75	100.3740	25,093.50	51.83	253.15	700	2.78
BMW BK N AMERICA CD ^ SALT LAKE CTY UT ACT/365 FDIC INSD CPN 1.600% DUE 02/28/22 DTD 02/28/20 FC 08/28/20 CUSIP 05580AUZ5 Acquired 02/25/20 L	0.99	50,000	100.00	50,000.00	100.2230	50,111.50	111.50	276.16	800	1.59
MORGAN STANLEY BK NA CD SALT LAKE CTY UT ACT/365 FDIC INSD CPN 2.800% DUE 03/14/22 DTD 03/14/19 FC 09/14/19 CUSIP 61690UFC9 Acquired 03/08/19 L	1.38	70,000	100.00	70,000.00	100.5160	70,361.20	361.20	585.32	1,960	2.78
COMENITY CAPITAL BANK CD SALT LAKE CTY UT ACT/365 FDIC INSD CPN 2.800% DUE 03/15/22 DTD 03/15/19 FC 04/15/19 CUSIP 20033AR99 Acquired 05/07/19 L	0.20	10,000	100.06 100.74	10,006.14 10,081.80	100.5310	10,053.10	46.96	13.04	280	2.78

CAMBRIAN SCHOOL DISTRICT
 CAMBRIAN SITE CAP PROJECT FUND


DECEMBER 1, 2021 - DECEMBER 31, 2021
 ACCOUNT NUMBER: 1779-2662

Fixed Income Securities

Certificates of Deposit continued

DESCRIPTION	% OF ACCOUNT	QUANTITY	ADJ PRICE/ ORIG PRICE	ADJ COST/ ORIG COST	CURRENT PRICE	CURRENT MARKET VALUE	UNREALIZED GAIN/LOSS	ESTIMATED		
								ACCRUED INTEREST	ANNUAL INCOME	ANNUAL YIELD (%)
SALLIE MAE BANK CD SALT LAKE CTY UT ACT/365 FDIC INSD CPN 2.750% DUE 03/21/22 DTD 03/20/19 FC 09/20/19 CUSIP 7954502A2 Acquired 03/12/19 L	0.89	45,000	100.00	45,000.00	100.5540	45,249.30	249.30	349.21	1,238	2.73
WELLS FARGO BANK NA CD SIOUX FALLS SD ACT/365 FDIC INSURED CPN 2.400% DUE 03/29/22 DTD 03/29/17 FC 04/29/17 CUSIP 949763FX9 Acquired 06/25/19 L	0.34	17,000	100.04 100.42	17,007.20 17,078.91	100.5310	17,090.27	83.07	3.36	408	2.38
CITIBANK NA CD SIOUX FALLS SD ACT/365 FDIC INSD CPN 2.650% DUE 04/04/22 DTD 04/02/19 FC 10/02/19 CUSIP 17312Q3T4 Acquired 04/22/19 L	0.59	30,000	100.02 100.28	30,008.27 30,091.30	100.6250	30,187.50	179.23	198.21	795	2.63
SALLIE MAE BANK CD SALT LAKE CTY UT ACT/365 FDIC INSD CPN 2.600% DUE 04/11/22 DTD 04/10/19 FC 10/10/19 CUSIP 7954502E4 Acquired 04/02/19 L	0.69	35,000	100.00	35,000.00	100.6580	35,230.30	230.30	206.93	910	2.58
COMENITY CAPITAL BANK CD SALT LAKE CTY UT ACT/365 FDIC INSD CPN 2.600% DUE 04/18/22 DTD 04/15/19 FC 05/15/19 CUSIP 20033AT89 Acquired 04/01/19 L	0.79	40,000	100.00	40,000.00	100.7040	40,281.60	281.60	48.44	1,040	2.58





Advisors

CAMBRIAN SCHOOL DISTRICT
CAMBRIAN SITE CAP PROJECT FUND

DECEMBER 1, 2021 - DECEMBER 31, 2021

Fixed Income Securities

Certificates of Deposit continued

DESCRIPTION	% OF ACCOUNT	QUANTITY	ADJ PRICE/ ORIG PRICE	ADJ COST/ ORIG COST	CURRENT PRICE	CURRENT MARKET VALUE	UNREALIZED GAIN/LOSS	ESTIMATED		
								ACCRUED INTEREST	ANNUAL INCOME	ANNUAL YIELD (%)
GOLDMAN SACHS BK USA CD NEW YORK NY ACT/365 FDIC INSD CPN 2.600% DUE 04/18/22 DTD 04/17/19 FC 10/17/19 CUSIP 38148P6G7 Acquired 04/12/19 L	0.50	25,000	100.00	25,000.00	100.7040	25,176.00	176.00	135.34	650	2.58
GOLDMAN SACHS BK USA CD NEW YORK NY ACT/365 FDIC INSD CPN 2.600% DUE 04/25/22 DTD 04/24/19 FC 10/24/19 CUSIP 38148P6N2 Acquired 04/18/19 L	0.79	40,000	100.00	40,000.00	100.7490	40,299.60	299.60	196.60	1,040	2.58
COMENITY CAPITAL BANK CD SALT LAKE CTY UT ACT/365 FDIC INSD CPN 2.550% DUE 05/02/22 DTD 04/30/19 FC 05/30/19 CUSIP 20033AV45 Acquired 04/22/19 L	0.69	35,000	100.00	35,000.00	100.7790	35,272.65	272.65	4.90	893	2.53
GOLDMAN SACHS BK USA CD NEW YORK NY ACT/365 FDIC INSURED CPN 2.350% DUE 05/03/22 DTD 05/03/17 FC 11/03/17 CUSIP 38148PJP3 Acquired 06/20/19 L	1.07	54,000	100.01 100.13	54,009.78 54,079.36	100.7160	54,386.64	376.86	205.13	1,269	2.33
WELLS FARGO BANK NA CD SIOUX FALLS SD ACT/365 FDIC INSD CPN 3.000% DUE 05/09/22 DTD 05/09/18 FC 06/09/18 CUSIP 949763QL3 Acquired 05/07/19 L		15,000	100.16 101.29	15,024.87 15,201.85		15,147.60	122.73			
Acquired 06/25/19 L		14,000	100.27 102.10	14,038.74 14,302.12		14,137.76	99.02			

CAMBRIAN SCHOOL DISTRICT
CAMBRIAN SITE CAP PROJECT FUND


DECEMBER 1, 2021 - DECEMBER 31, 2021

Fixed Income Securities

Certificates of Deposit continued

DESCRIPTION	% OF ACCOUNT	QUANTITY	ADJ PRICE/ ORIG PRICE	ADJ COST/ ORIG COST	CURRENT PRICE	CURRENT MARKET VALUE	UNREALIZED GAIN/LOSS	ESTIMATED		
								ACCRUED INTEREST	ANNUAL INCOME	ANNUAL YIELD (%)
Total	0.58	29,000	\$100.21 \$101.73	\$29,063.61 \$29,503.97	100.9840	\$29,285.36	\$221.75	\$54.82	\$870	2.97
GE CAPITAL RETAIL BK CD DRAPER UT ACT/365 FDIC INSURED CPN 2.800% DUE 05/25/22 DTD 05/25/12 FC 11/25/12 CUSIP 36157PEB1 Acquired 06/20/19 L										
	0.50	25,000	100.20 101.40	25,050.57 25,358.25	100.9560	25,239.00	188.43	70.96	700	2.77
CAPITAL ONE NA CD MCLEAN VA ACT/365 FDIC INSURED CPN 2.400% DUE 06/07/22 DTD 06/07/17 FC 12/07/17 CUSIP 14042RGE5 Acquired 06/24/19 L										
	0.40	20,000	100.04 100.28	20,009.62 20,063.40	100.8400	20,168.00	158.38	32.88	480	2.38
SALLIE MAE BANK CD SALT LAKE CTY UT ACT/365 FDIC INSD CPN 2.250% DUE 06/27/22 DTD 06/26/19 FC 12/26/19 CUSIP 7954503Q6 Acquired 06/28/19 L										
	0.34	17,000	100.00 100.00	17,001.18 17,007.00	100.9870	17,167.79	166.61	6.29	383	2.22
ALLY BANK CD MIDVALE UT ACT/365 FDIC INSD CPN 2.150% DUE 08/01/22 DTD 08/01/19 FC 02/01/20 CUSIP 02007GKY8 Acquired 07/29/19 L										
	0.50	25,000	100.00	25,000.00	101.1060	25,276.50	276.50	225.31	538	2.12





Advisors

CAMBRIAN SCHOOL DISTRICT
CAMBRIAN SITE CAP PROJECT FUND

DECEMBER 1, 2021 - DECEMBER 31, 2021

Fixed Income Securities

Certificates of Deposit continued

DESCRIPTION	% OF ACCOUNT	QUANTITY	ADJ PRICE/ ORIG PRICE	ADJ COST/ ORIG COST	CURRENT PRICE	CURRENT MARKET VALUE	UNREALIZED GAIN/LOSS	ESTIMATED		
								ACCRUED INTEREST	ANNUAL INCOME	ANNUAL YIELD (%)
ALLY BANK CD MIDVALE UT ACT/365 FDIC INSD CPN 2.150% DUE 08/08/22 DTD 08/08/19 FC 02/08/20 CUSIP 02007GLA9 Acquired 07/31/19 L	1.00	50,000	100.00	50,000.00	101.1400	50,570.00	570.00	430.01	1,075	2.12
SYNCHRONY BANK CD DRAPER UT ACT/365 FDIC INSD CPN 2.800% DUE 03/23/23 DTD 03/23/18 FC 09/23/18 CUSIP 87165HVL1 Acquired 03/01/21 S	0.14	7,000	103.16 105.19	7,221.55 7,370.93	102.9080	7,203.56	-17.99	53.70	196	2.72
ENERBANK USA CD SALT LAKE CTY UT ACT/365 FDIC INSD CPN 1.950% DUE 03/27/23 DTD 09/27/19 FC 10/27/19 CUSIP 29278TLW8 Acquired 03/22/21 S	0.52	26,000	102.05 103.30	26,535.14 26,866.56	101.8870	26,490.62	-44.52	6.95	507	1.91
WELLS FARGO BANK NA CD SIOUX FALLS SD ACT/365 FDIC INSD CPN 2.850% DUE 03/27/23 DTD 03/27/19 FC 04/27/19 CUSIP 949763YV2 Acquired 03/22/21 S	0.30	15,000	103.12 105.01	15,469.12 15,759.55	103.0020	15,450.30	-18.82	5.86	428	2.76
WELLS FARGO BANK NA CD SIOUX FALLS SD ACT/365 FDIC INSD CPN 2.750% DUE 04/10/23 DTD 04/10/19 FC 05/10/19 CUSIP 949763YY6 Acquired 05/07/21 S	0.51	25,000	103.20 104.77	25,801.66 26,200.75	102.9470	25,736.75	-64.91	41.44	688	2.67

CAMBRIAN SCHOOL DISTRICT
 CAMBRIAN SITE CAP PROJECT FUND


DECEMBER 1, 2021 - DECEMBER 31, 2021

Fixed Income Securities

Certificates of Deposit continued

DESCRIPTION	% OF ACCOUNT	QUANTITY	ADJ PRICE/ ORIG PRICE	ADJ COST/ ORIG COST	CURRENT PRICE	CURRENT MARKET VALUE	UNREALIZED GAIN/LOSS	ESTIMATED		
								ACCRUED INTEREST	ANNUAL INCOME	ANNUAL YIELD (%)
SALLIE MAE BANK CD SALT LAKE CTY UT ACT/365 FDIC INSD CPN 3.250% DUE 06/06/23 DTD 06/06/18 FC 12/06/18 CUSIP 795450R64 Acquired 04/12/21 S	0.31	15,000	104.22 106.28	15,634.13 15,949.60	103.9550	15,593.25	-40.88	34.73	488	3.12
BMW BK N AMERICA CD SALT LAKE CTY UT ACT/365 FDIC INSD CPN 0.350% DUE 04/23/24 DTD 04/23/21 FC 10/23/21 CUSIP 05580AZP2 Acquired 04/19/21 S	1.46	75,000	100.00	75,000.00	99.1340	74,350.50	-649.50	50.34	263	0.35
SALLIE MAE BANK/SALT CD SALT LAKE CTY UT ACT/365 FDIC INSD CPN 0.550% DUE 07/22/24 DTD 07/21/21 FC 01/21/22 CUSIP 795451AA1 Acquired 07/20/21 S	1.17	60,000	100.32 100.37	60,196.60 60,230.20	99.1300	59,478.00	-718.60	148.27	330	0.55
CAPITAL ONE BK USA NA CD MCLEAN VA ACT/365 FDIC INSD CPN 2.200% DUE 07/24/24 DTD 07/24/19 FC 01/24/20 CUSIP 14042TBF3 Acquired 07/30/21 S	0.45	22,000	104.62 105.31	23,016.56 23,177.18	103.5730	22,786.06	-230.50	213.49	484	2.12
CIT BANK CD SALT LKE CITY UT ACT/365 FDIC INSURED CPN 3.250% DUE 07/30/24 DTD 07/30/14 FC 01/30/15 CUSIP 17284CS21 Acquired 07/26/21 S	0.42	20,000	106.95 108.05	21,390.58 21,617.20	106.2650	21,253.00	-137.58	276.03	650	3.05





Advisors

CAMBRIAN SCHOOL DISTRICT
CAMBRIAN SITE CAP PROJECT FUND

DECEMBER 1, 2021 - DECEMBER 31, 2021

Fixed Income Securities

Certificates of Deposit continued

DESCRIPTION	% OF ACCOUNT	QUANTITY	ADJ PRICE/ ORIG PRICE	ADJ COST/ ORIG COST	CURRENT PRICE	CURRENT MARKET VALUE	UNREALIZED GAIN/LOSS	ESTIMATED		
								ACCRUED INTEREST	ANNUAL INCOME	ANNUAL YIELD (%)
TEXAS EXCHANGE BK SSB CD CROWLEY TX ACT/365 CALLABLE FDIC INSD CPN 0.500% DUE 07/30/24 DTD 07/30/21 FC 08/30/21 CALL 01/30/22 @ 100.000 CUSIP 88241TLS7 Acquired 07/26/21 S	0.98	50,000	100.00	50,000.00	99.2460	49,623.00	-377.00	1.38	250	0.50
GOLDMAN SACHS BK USA CD NEW YORK NY ACT/365 FDIC INSD CPN 0.600% DUE 08/12/24 DTD 08/11/21 FC 02/11/22 CUSIP 38149MXZ1 Acquired 08/02/21 S	0.98	50,000	100.00	50,000.00	99.4730	49,736.50	-263.50	117.53	300	0.60
UBS BANK USA CD SALT LAKE CTY UT ACT/365 FDIC INSD CPN 0.550% DUE 08/12/24 DTD 08/11/21 FC 09/11/21 CUSIP 90348JR85 Acquired 08/02/21 S	0.98	50,000	100.00	50,000.00	99.3430	49,671.50	-328.50	15.82	275	0.55
CAPITAL ONE BK USA NA CD GLEN ALLEN VA ACT/365 FDIC INSD CPN 2.100% DUE 08/14/24 DTD 08/14/19 FC 02/14/20 CUSIP 14042TBT3 Acquired 08/09/21 S	0.41	20,000	104.42 105.03	20,884.20 21,013.60	103.3560	20,671.20	-213.00	161.10	420	2.03
SYNCHRONY BANK CD DRAPER UT ACT/365 FDIC INSURED CPN 3.300% DUE 08/22/24 DTD 08/22/14 FC 02/23/15 CUSIP 87165CCR0 Acquired 08/10/21 S	1.26	60,000	107.54 108.61	64,524.81 65,177.20	106.5060	63,903.60	-621.21	716.06	1,980	3.09

CAMBRIAN SCHOOL DISTRICT
 CAMBRIAN SITE CAP PROJECT FUND

DECEMBER 1, 2021 - DECEMBER 31, 2021
 ACCOUNT NUMBER: 1779-2662

Fixed Income Securities

Certificates of Deposit continued


DESCRIPTION	% OF ACCOUNT	QUANTITY	ADJ PRICE/ ORIG PRICE	ADJ COST/ ORIG COST	CURRENT PRICE	CURRENT MARKET VALUE	UNREALIZED GAIN/LOSS	ESTIMATED		
								ACCRUED INTEREST	ANNUAL INCOME	ANNUAL YIELD (%)
UBS BANK USA CD SALT LAKE CTY UT ACT/365 FDIC INSD CPN 0.550% DUE 08/26/24 DTD 08/25/21 FC 09/25/21 CUSIP 90348JS43 Acquired 08/16/21 S	1.45	74,000	100.00	74,000.00	99.3080	73,487.92	-512.08	7.81	407	0.55
UBS BANK USA CD SALT LAKE CTY UT ACT/365 FDIC INSD CPN 0.650% DUE 10/21/24 DTD 10/20/21 FC 11/20/21 CUSIP 90348JU73 Acquired 10/13/21 S	1.17	60,000	100.00	60,000.00	99.4410	59,664.60	-335.40	12.82	390	0.65
Total Certificates of Deposit	30.29	1,528,000		\$1,538,894.84 \$1,544,331.56		\$1,538,937.27	\$42.43	\$7,840.76	\$30,359	1.97
Total Fixed Income Securities	98.95			\$5,045,054.92 \$5,114,688.19		\$5,027,638.71	-\$17,416.21	\$39,739.94	\$137,934	2.74

^ Denotes Certificate of Deposit with a maturity date in the next 60 days. Please contact us for further investment opportunities or any assistance.

Activity detail by date

DATE	ACCOUNT TYPE	TRANSACTION/ CHECK NUMBER	QUANTITY	DESCRIPTION	PRICE	AMOUNT	CASH AND SWEEP BALANCES
12/01				BEGINNING BALANCE			84,831.24
12/01	Cash	INTEREST		CALIFORNIA HLTH FACS FING AUTH REV TXBL NO PLACE LIKE HM PG SR B/E CPN 0.752% DUE 06/01/24 DTD 11/04/20 FC 12/01/20 120121 30,000 CUSIP 13032UXL7		112.80	





Advisors

CAMBRIAN SCHOOL DISTRICT
CAMBRIAN SITE CAP PROJECT FUND

DECEMBER 1, 2021 - DECEMBER 31, 2021

Activity detail by date continued

DATE	ACCOUNT TYPE	TRANSACTION/ CHECK NUMBER	QUANTITY	DESCRIPTION	PRICE	AMOUNT	CASH AND SWEEP BALANCES
12/01	Cash	INTEREST		CHAFFEY CMNTY CLLG DIST CA RFDG TXBL SER B G/O B/E TXBL CPN 3.525% DUE 06/01/24 DTD 10/16/14 FC 12/01/14 120121 50,000 CUSIP 157432JR7		881.25	
12/01	Cash	INTEREST		ENTERGY LOUISIANA LLC 1ST MTG CALLABLE CPN 3.300% DUE 12/01/22 DTD 12/04/12 FC 06/01/13 120121 55,000 CUSIP 29364WAR9		907.50	
12/01	Cash	INTEREST		LOS ANGELES CNTY CA MET TRANSN AUTH SALES TAX TAXABLE MEASURE R SR CPN 4.930% DUE 06/01/24 DTD 11/16/10 FC 06/01/11 120121 15,000 CUSIP 5447122J0		369.75	
12/01	Cash	INTEREST		PORT OAKLAND CA REV XXX PARTIAL CALL 735000-TL-5 LIEN RFDG TXBL BDS 2020 CPN 1.081% DUE 12/01/21 DTD 12/03/20 FC 05/01/21 PORT OAKLAND CA REV XXX CUSIP 735990TL5		13.51	
12/01	Cash	INTEREST		SACRAMENTO CNTY CA SANTN DIST FING AUTH REV RFDG TXBL SER B B/E TXBL CPN 3.203% DUE 12/01/23 DTD 11/19/14 FC 06/01/15 120121 10,000 CUSIP 786134VD5		160.15	
12/01	Cash	INTEREST		SANTA BARBARA CNTY CA SOLID WASTE SYS REV CTF PARTN TXBL COPS 2018C CPN 3.450% DUE 12/01/22 DTD 11/28/18 FC 06/01/19 120121 10,000 CUSIP 80136PCZ4		172.50	


CAMBRIAN SCHOOL DISTRICT
 CAMBRIAN SITE CAP PROJECT FUND

DECEMBER 1, 2021 - DECEMBER 31, 2021
 ACCOUNT NUMBER: 1779-2662

Activity detail by date continued

DATE	ACCOUNT TYPE	TRANSACTION/ CHECK NUMBER	QUANTITY	DESCRIPTION	PRICE	AMOUNT	CASH AND SWEEP BALANCES
12/01	Cash	INTEREST		TULARE CNTY CA PENSION OBLIG TXBL PENSION OBLI BDS 2018 REV B/E TXBL CPN 3.198% DUE 06/01/22 DTD 06/25/18 FC 12/01/18 120121 40,000 CUSIP 899154AU2		639.60	
12/01	Cash	REDEMPTION	-15,000.00000	PORT OAKLAND CA REV XXX PARTIAL CALL 735000-TL-5 LIEN RFDG TXBL BDS 2020 CPN 1.081% DUE 12/01/21 DTD 12/03/20 FC 05/01/21 CUSIP 735990TL5		15,118.71	
12/01	Cash	PURCHASE ACCRUED INT	50,000.00000	CATERPILLAR FINANCIAL SE POWERNOTES MEDIUM TERM NOTE CPN 3.300% DUE 06/09/24 DTD 06/09/14 FC 12/09/14 CUSIP 14912L6C0	106.3530	-53,183.50 -797.50	49,226.01
12/06	Cash	INTEREST		SALLIE MAE BANK CD SALT LAKE CTY UT ACT/365 FDIC INSD CPN 3.250% DUE 06/06/23 DTD 06/06/18 FC 12/06/18 120621 15,000 CUSIP 795450R64		244.42	49,470.43
12/07	Cash	INTEREST		CAPITAL ONE NA CD MCLEAN VA ACT/365 FDIC INSURED CPN 2.400% DUE 06/07/22 DTD 06/07/17 FC 12/07/17 120721 20,000 CUSIP 14042RGE5		240.66	49,711.09
12/09	Cash	INTEREST		CATERPILLAR FINANCIAL SE POWERNOTES MEDIUM TERM NOTE CPN 3.300% DUE 06/09/24 DTD 06/09/14 FC 12/09/14 120921 50,000 CUSIP 14912L6C0		825.00	





Advisors

CAMBRIAN SCHOOL DISTRICT
CAMBRIAN SITE CAP PROJECT FUND

DECEMBER 1, 2021 - DECEMBER 31, 2021
ACCOUNT NUMBER: 1779-2662

Activity detail by date continued

DATE	ACCOUNT TYPE	TRANSACTION/ CHECK NUMBER	QUANTITY	DESCRIPTION	PRICE	AMOUNT	CASH AND SWEEP BALANCES
12/09	Cash	INTEREST		WELLS FARGO BANK NA CD SIOUX FALLS SD ACT/365 FDIC INSD CPN 3.000% DUE 05/09/22 DTD 05/09/18 FC 06/09/18 120921 29,000 CUSIP 949763QL3		71.51	50,607.60
12/10	Cash	INTEREST		WELLS FARGO BANK NA CD SIOUX FALLS SD ACT/365 FDIC INSD CPN 2.750% DUE 04/10/23 DTD 04/10/19 FC 05/10/19 121021 25,000 CUSIP 949763YY6		56.51	50,664.11
12/13	Cash	INTEREST		UBS BANK USA CD SALT LAKE CTY UT ACT/365 FDIC INSD CPN 0.550% DUE 08/12/24 DTD 08/11/21 FC 09/11/21 121121 50,000 AS OF 12/11/21 CUSIP 90348JR85		22.60	50,686.71
12/15	Cash	INTEREST		CATERPILLAR FINANCIAL SE SERVICE CORP POWER NOTES MEDIUM TERM NOTES CPN 3.550% DUE 12/15/23 DTD 12/12/13 FC 06/15/14 121521 8,000 CUSIP 14912HQW3		142.00	
12/15	Cash	INTEREST		COMENITY CAPITAL BANK CD SALT LAKE CTY UT ACT/365 FDIC INSD CPN 2.600% DUE 04/18/22 DTD 04/15/19 FC 05/15/19 121521 40,000 CUSIP 20033AT89		85.48	
12/15	Cash	INTEREST		COMENITY CAPITAL BANK CD SALT LAKE CTY UT ACT/365 FDIC INSD CPN 2.800% DUE 03/15/22 DTD 03/15/19 FC 04/15/19 121521 10,000 CUSIP 20033AR99		23.01	


CAMBRIAN SCHOOL DISTRICT
 CAMBRIAN SITE CAP PROJECT FUND

DECEMBER 1, 2021 - DECEMBER 31, 2021

Activity detail by date continued

DATE	ACCOUNT TYPE	TRANSACTION/ CHECK NUMBER	QUANTITY	DESCRIPTION	PRICE	AMOUNT	CASH AND SWEEP BALANCES
12/15	Cash	INTEREST		NATIONAL RURAL UTIL COOP INTERNOTES CPN 2.500% DUE 07/15/22 DTD 07/27/17 FC 08/15/17 121521 10,000 CUSIP 63743FE51		20.83	
12/15	Cash	INTEREST		NATL RURAL UTIL COOP FIN CORP INTERNOTES MEDIUM TERM NOTE CPN 3.000% DUE 07/15/22 DTD 04/03/14 FC 05/15/14 121521 25,000 CUSIP 63743FSY3		62.50	
12/15	Cash	INTEREST		BOEING CO SR UNSECURED CALLABLE CPN 1.875% DUE 06/15/23 DTD 05/18/16 FC 12/15/16 121521 30,000 CUSIP 097023BQ7		281.25	
12/15	Cash	INTEREST		OAKLAND CA PENSION OBLIG RFDG TXBL REV B/E OID TXBL CPN 3.800% DUE 12/15/21 DTD 07/30/12 FC 12/15/12 121521 25,000 CUSIP 672319CC2		475.00	
12/15	Cash	INTEREST		OAKLAND CA PENSION OBLIG RFDG TXBL REV B/E OID TXBL CPN 4.350% DUE 12/15/23 DTD 07/30/12 FC 12/15/12 121521 20,000 CUSIP 672319CE8		435.00	
12/15	Cash	INTEREST		SAN FRAN CA CITY & CNTY SAFE NEIGHBORHD PKS SR D BABS G/O UT B/E TAXABLE CPN 5.200% DUE 06/15/23 DTD 03/24/10 FC 06/15/10 121521 15,000 CUSIP 797646NM4		390.00	





Advisors

CAMBRIAN SCHOOL DISTRICT
CAMBRIAN SITE CAP PROJECT FUND

DECEMBER 1, 2021 - DECEMBER 31, 2021
ACCOUNT NUMBER: 1779-2662

Activity detail by date continued

DATE	ACCOUNT TYPE	TRANSACTION/ CHECK NUMBER	QUANTITY	DESCRIPTION	PRICE	AMOUNT	CASH AND SWEEP BALANCES
12/15	Cash	REDEMPTION	-25,000.00000	OAKLAND CA PENSION OBLIG RFDG TXBL REV B/E OID TXBL CPN 3.800% DUE 12/15/21 DTD 07/30/12 FC 12/15/12 CUSIP 672319CC2		25,000.00	77,601.78
12/16	Cash	PURCHASE ACCRUED INT	25,000.00000	RANCHO SANTIAGO CA CMNTY CLLG DIST TXBL GO RFDG BDS 2020 A 1 G/O B/E CPN 0.634% DUE 09/01/24 DTD 09/02/20 FC 03/01/21 CUSIP 752147HH4	99.8210	-24,962.25 -47.99	52,591.54
12/20	Cash	INTEREST		BB&T CORPORATION MEDIUM TERM NOTE CALLABLE CPN 3.050% DUE 06/20/22 DTD 03/18/19 FC 06/20/19 122021 15,000 CUSIP 05531FBG7		228.75	
12/20	Cash	INTEREST		UBS BANK USA CD SALT LAKE CTY UT ACT/365 FDIC INSD CPN 0.650% DUE 10/21/24 DTD 10/20/21 FC 11/20/21 122021 60,000 CUSIP 90348JU73		32.05	
12/20	Cash	INTEREST		WELLS FARGO BANK NA CD SIOUX FALLS SD ACT/365 FDIC INSD CPN 3.000% DUE 01/18/22 DTD 01/18/19 FC 02/18/19 121821 10,000 AS OF 12/18/21 CUSIP 949763XA9		24.66	52,877.00
12/27	Cash	INTEREST		ENERBANK USA CD SALT LAKE CTY UT ACT/365 FDIC INSD CPN 1.950% DUE 03/27/23 DTD 09/27/19 FC 10/27/19 122721 26,000 CUSIP 29278TLW8		41.67	


CAMBRIAN SCHOOL DISTRICT
 CAMBRIAN SITE CAP PROJECT FUND

DECEMBER 1, 2021 - DECEMBER 31, 2021

Activity detail by date continued

DATE	ACCOUNT TYPE	TRANSACTION/ CHECK NUMBER	QUANTITY	DESCRIPTION	PRICE	AMOUNT	CASH AND SWEEP BALANCES
12/27	Cash	INTEREST		SALLIE MAE BANK CD SALT LAKE CTY UT ACT/365 FDIC INSD CPN 2.250% DUE 06/27/22 DTD 06/26/19 FC 12/26/19 122621 17,000 AS OF 12/26/21 CUSIP 7954503Q6		191.77	
12/27	Cash	INTEREST		UBS BANK USA CD SALT LAKE CTY UT ACT/365 FDIC INSD CPN 0.550% DUE 08/26/24 DTD 08/25/21 FC 09/25/21 122521 74,000 AS OF 12/25/21 CUSIP 90348JS43		33.45	
12/27	Cash	INTEREST		WELLS FARGO BANK NA CD SIOUX FALLS SD ACT/365 FDIC INSD CPN 2.850% DUE 03/27/23 DTD 03/27/19 FC 04/27/19 122721 15,000 CUSIP 949763YV2		35.14	53,179.03
12/29	Cash	INTEREST		WELLS FARGO BANK NA CD SIOUX FALLS SD ACT/365 FDIC INSURED CPN 2.400% DUE 03/29/22 DTD 03/29/17 FC 04/29/17 122921 17,000 CUSIP 949763FX9		33.53	53,212.56
12/30	Cash	INTEREST		COMENITY CAPITAL BANK CD SALT LAKE CTY UT ACT/365 FDIC INSD CPN 2.550% DUE 05/02/22 DTD 04/30/19 FC 05/30/19 123021 35,000 CUSIP 20033AV45		73.36	





Advisors

CAMBRIAN SCHOOL DISTRICT
CAMBRIAN SITE CAP PROJECT FUND

DECEMBER 1, 2021 - DECEMBER 31, 2021

Activity detail by date continued

DATE	ACCOUNT TYPE	TRANSACTION/ CHECK NUMBER	QUANTITY	DESCRIPTION	PRICE	AMOUNT	CASH AND SWEEP BALANCES
12/30	Cash	INTEREST		TEXAS EXCHANGE BK SSB CD CROWLEY TX ACT/365 CALLABLE FDIC INSD CPN 0.500% DUE 07/30/24 DTD 07/30/21 FC 08/30/21 123021 50,000 CUSIP 88241TLS7		20.55	53,306.47
12/31	Cash	DIVIDEND		ALLSPRING GOVERNMENT MONEY MARKET SWEEP CLASS 123121 53,306		0.72	53,307.19

Activity detail by type

Income and distributions

DATE	ACCOUNT TYPE	TRANSACTION	QUANTITY	DESCRIPTION	PRICE	AMOUNT
12/01	Cash	INTEREST		CALIFORNIA HLTH FACS FING AUTH REV TXBL NO PLACE LIKE HM PG SR B/E CPN 0.752% DUE 06/01/24 DTD 11/04/20 FC 12/01/20 120121 30,000 CUSIP 13032UXL7		112.80
12/01	Cash	INTEREST		CHAFFEY CMNTY CLLG DIST CA RFDG TXBL SER B G/O B/E TXBL CPN 3.525% DUE 06/01/24 DTD 10/16/14 FC 12/01/14 120121 50,000 CUSIP 157432JR7		881.25
12/01	Cash	INTEREST		ENTERGY LOUISIANA LLC 1ST MTG CALLABLE CPN 3.300% DUE 12/01/22 DTD 12/04/12 FC 06/01/13 120121 55,000 CUSIP 29364WAR9		907.50

CAMBRIAN SCHOOL DISTRICT
 CAMBRIAN SITE CAP PROJECT FUND


DECEMBER 1, 2021 - DECEMBER 31, 2021

Activity detail by type continued

Income and distributions

DATE	ACCOUNT TYPE	TRANSACTION	QUANTITY	DESCRIPTION	PRICE	AMOUNT
12/01	Cash	INTEREST		LOS ANGELES CNTY CA MET TRANSN AUTH SALES TAX TAXABLE MEASURE R SR CPN 4.930% DUE 06/01/24 DTD 11/16/10 FC 06/01/11 120121 15,000 CUSIP 5447122J0		369.75
12/01	Cash	INTEREST		PORT OAKLAND CA REV XXX PARTIAL CALL 735000-TL-5 LIEN RFDG TXBL BDS 2020 CPN 1.081% DUE 12/01/21 DTD 12/03/20 FC 05/01/21 PORT OAKLAND CA REV XXX CUSIP 735990TL5		13.51
12/01	Cash	INTEREST		SACRAMENTO CNTY CA SANTN DIST FING AUTH REV RFDG TXBL SER B B/E TXBL CPN 3.203% DUE 12/01/23 DTD 11/19/14 FC 06/01/15 120121 10,000 CUSIP 786134VD5		160.15
12/01	Cash	INTEREST		SANTA BARBARA CNTY CA SOLID WASTE SYS REV CTF PARTN TXBL COPS 2018C CPN 3.450% DUE 12/01/22 DTD 11/28/18 FC 06/01/19 120121 10,000 CUSIP 80136PCZ4		172.50
12/01	Cash	INTEREST		TULARE CNTY CA PENSION OBLIG TXBL PENSION OBLI BDS 2018 REV B/E TXBL CPN 3.198% DUE 06/01/22 DTD 06/25/18 FC 12/01/18 120121 40,000 CUSIP 899154AU2		639.60





Advisors

CAMBRIAN SCHOOL DISTRICT
CAMBRIAN SITE CAP PROJECT FUND

DECEMBER 1, 2021 - DECEMBER 31, 2021

Activity detail by type continued

Income and distributions

DATE	ACCOUNT TYPE	TRANSACTION	QUANTITY	DESCRIPTION	PRICE	AMOUNT
12/06	Cash	INTEREST		SALLIE MAE BANK CD SALT LAKE CTY UT ACT/365 FDIC INSD CPN 3.250% DUE 06/06/23 DTD 06/06/18 FC 12/06/18 120621 15,000 CUSIP 795450R64		244.42
12/07	Cash	INTEREST		CAPITAL ONE NA CD MCLEAN VA ACT/365 FDIC INSURED CPN 2.400% DUE 06/07/22 DTD 06/07/17 FC 12/07/17 120721 20,000 CUSIP 14042RGE5		240.66
12/09	Cash	INTEREST		CATERPILLAR FINANCIAL SE POWERNOTES MEDIUM TERM NOTE CPN 3.300% DUE 06/09/24 DTD 06/09/14 FC 12/09/14 120921 50,000 CUSIP 14912L6C0		825.00
12/09	Cash	INTEREST		WELLS FARGO BANK NA CD SIOUX FALLS SD ACT/365 FDIC INSD CPN 3.000% DUE 05/09/22 DTD 05/09/18 FC 06/09/18 120921 29,000 CUSIP 949763QL3		71.51
12/10	Cash	INTEREST		WELLS FARGO BANK NA CD SIOUX FALLS SD ACT/365 FDIC INSD CPN 2.750% DUE 04/10/23 DTD 04/10/19 FC 05/10/19 121021 25,000 CUSIP 949763YY6		56.51

CAMBRIAN SCHOOL DISTRICT
 CAMBRIAN SITE CAP PROJECT FUND

DECEMBER 1, 2021 - DECEMBER 31, 2021

Activity detail by type continued

Income and distributions

DATE	ACCOUNT TYPE	TRANSACTION	QUANTITY	DESCRIPTION	PRICE	AMOUNT
12/13	Cash	INTEREST		UBS BANK USA CD SALT LAKE CTY UT ACT/365 FDIC INSD CPN 0.550% DUE 08/12/24 DTD 08/11/21 FC 09/11/21 121121 50,000 AS OF 12/11/21 CUSIP 90348JR85		22.60
12/15	Cash	INTEREST		CATERPILLAR FINANCIAL SE SERVICE CORP POWER NOTES MEDIUM TERM NOTES CPN 3.550% DUE 12/15/23 DTD 12/12/13 FC 06/15/14 121521 8,000 CUSIP 14912HQW3		142.00
12/15	Cash	INTEREST		COMENITY CAPITAL BANK CD SALT LAKE CTY UT ACT/365 FDIC INSD CPN 2.600% DUE 04/18/22 DTD 04/15/19 FC 05/15/19 121521 40,000 CUSIP 20033AT89		85.48
12/15	Cash	INTEREST		COMENITY CAPITAL BANK CD SALT LAKE CTY UT ACT/365 FDIC INSD CPN 2.800% DUE 03/15/22 DTD 03/15/19 FC 04/15/19 121521 10,000 CUSIP 20033AR99		23.01
12/15	Cash	INTEREST		NATIONAL RURAL UTIL COOP INTERNOTES CPN 2.500% DUE 07/15/22 DTD 07/27/17 FC 08/15/17 121521 10,000 CUSIP 63743FE51		20.83





Advisors

CAMBRIAN SCHOOL DISTRICT
CAMBRIAN SITE CAP PROJECT FUND

DECEMBER 1, 2021 - DECEMBER 31, 2021

Activity detail by type continued

Income and distributions

DATE	ACCOUNT TYPE	TRANSACTION	QUANTITY	DESCRIPTION	PRICE	AMOUNT
12/15	Cash	INTEREST		NATL RURAL UTIL COOP FIN CORP INTERNOTES MEDIUM TERM NOTE CPN 3.000% DUE 07/15/22 DTD 04/03/14 FC 05/15/14 121521 25,000 CUSIP 63743FSY3		62.50
12/15	Cash	INTEREST		BOEING CO SR UNSECURED CALLABLE CPN 1.875% DUE 06/15/23 DTD 05/18/16 FC 12/15/16 121521 30,000 CUSIP 097023BQ7		281.25
12/15	Cash	INTEREST		OAKLAND CA PENSION OBLIG RFDG TXBL REV B/E OID TXBL CPN 3.800% DUE 12/15/21 DTD 07/30/12 FC 12/15/12 121521 25,000 CUSIP 672319CC2		475.00
12/15	Cash	INTEREST		OAKLAND CA PENSION OBLIG RFDG TXBL REV B/E OID TXBL CPN 4.350% DUE 12/15/23 DTD 07/30/12 FC 12/15/12 121521 20,000 CUSIP 672319CE8		435.00
12/15	Cash	INTEREST		SAN FRAN CA CITY & CNTY SAFE NEIGHBORHD PKS SR D BABS G/O UT B/E TAXABLE CPN 5.200% DUE 06/15/23 DTD 03/24/10 FC 06/15/10 121521 15,000 CUSIP 797646NM4		390.00

CAMBRIAN SCHOOL DISTRICT
 CAMBRIAN SITE CAP PROJECT FUND

DECEMBER 1, 2021 - DECEMBER 31, 2021

Activity detail by type continued

Income and distributions

DATE	ACCOUNT TYPE	TRANSACTION	QUANTITY	DESCRIPTION	PRICE	AMOUNT
12/20	Cash	INTEREST		BB&T CORPORATION MEDIUM TERM NOTE CALLABLE CPN 3.050% DUE 06/20/22 DTD 03/18/19 FC 06/20/19 122021 15,000 CUSIP 05531FBG7		228.75
12/20	Cash	INTEREST		UBS BANK USA CD SALT LAKE CTY UT ACT/365 FDIC INSD CPN 0.650% DUE 10/21/24 DTD 10/20/21 FC 11/20/21 122021 60,000 CUSIP 90348JU73		32.05
12/20	Cash	INTEREST		WELLS FARGO BANK NA CD SIOUX FALLS SD ACT/365 FDIC INSD CPN 3.000% DUE 01/18/22 DTD 01/18/19 FC 02/18/19 121821 10,000 AS OF 12/18/21 CUSIP 949763XA9		24.66
12/27	Cash	INTEREST		ENERBANK USA CD SALT LAKE CTY UT ACT/365 FDIC INSD CPN 1.950% DUE 03/27/23 DTD 09/27/19 FC 10/27/19 122721 26,000 CUSIP 29278TLW8		41.67
12/27	Cash	INTEREST		SALLIE MAE BANK CD SALT LAKE CTY UT ACT/365 FDIC INSD CPN 2.250% DUE 06/27/22 DTD 06/26/19 FC 12/26/19 122621 17,000 AS OF 12/26/21 CUSIP 7954503Q6		191.77





Advisors

CAMBRIAN SCHOOL DISTRICT
CAMBRIAN SITE CAP PROJECT FUND

DECEMBER 1, 2021 - DECEMBER 31, 2021

Activity detail by type continued

Income and distributions

DATE	ACCOUNT TYPE	TRANSACTION	QUANTITY	DESCRIPTION	PRICE	AMOUNT
12/27	Cash	INTEREST		UBS BANK USA CD SALT LAKE CTY UT ACT/365 FDIC INSD CPN 0.550% DUE 08/26/24 DTD 08/25/21 FC 09/25/21 122521 74,000 AS OF 12/25/21 CUSIP 90348JS43		33.45
12/27	Cash	INTEREST		WELLS FARGO BANK NA CD SIOUX FALLS SD ACT/365 FDIC INSD CPN 2.850% DUE 03/27/23 DTD 03/27/19 FC 04/27/19 122721 15,000 CUSIP 949763YV2		35.14
12/29	Cash	INTEREST		WELLS FARGO BANK NA CD SIOUX FALLS SD ACT/365 FDIC INSURED CPN 2.400% DUE 03/29/22 DTD 03/29/17 FC 04/29/17 122921 17,000 CUSIP 949763FX9		33.53
12/30	Cash	INTEREST		COMENITY CAPITAL BANK CD SALT LAKE CTY UT ACT/365 FDIC INSD CPN 2.550% DUE 05/02/22 DTD 04/30/19 FC 05/30/19 123021 35,000 CUSIP 20033AV45		73.36
12/30	Cash	INTEREST		TEXAS EXCHANGE BK SSB CD CROWLEY TX ACT/365 CALLABLE FDIC INSD CPN 0.500% DUE 07/30/24 DTD 07/30/21 FC 08/30/21 123021 50,000 CUSIP 88241TLS7		20.55

CAMBRIAN SCHOOL DISTRICT
 CAMBRIAN SITE CAP PROJECT FUND

DECEMBER 1, 2021 - DECEMBER 31, 2021

Activity detail by type continued

Income and distributions


DATE	ACCOUNT TYPE	TRANSACTION	QUANTITY	DESCRIPTION	PRICE	AMOUNT
12/31	Cash	DIVIDEND		ALLSPRING GOVERNMENT MONEY MARKET SWEEP CLASS 123121 53,306		0.72
Total Income and distributions:						\$7,348.48

Cash sweep activity

Our Cash Sweep program allows you to earn a return on the idle cash balances in your account by automatically investing such balances into one of our cash sweep options. These 'sweep transactions' may represent a net amount for the day and occur on settlement date. The following section displays transfers into and out of your sweep option. Transactions displayed here are Transfer To, Transfer From and Reinvested Dividends and Interest. These transaction amounts are not included in your cash flow summary.

DATE	TRANSACTION	DESCRIPTION	AMOUNT	DATE	TRANSACTION	DESCRIPTION	AMOUNT
12/01		BEGINNING BALANCE	84,734.21	12/16	TRANSFER TO	ALLSPRING GOVERNMENT MONEY MARKET	26,915.07
12/01	TRANSFER TO	WELLS FARGO GOVERNMENT MONEY MARKET	97.03	12/20	TRANSFER FROM	ALLSPRING GOVERNMENT MONEY MARKET	-25,010.24
12/02	TRANSFER TO	WELLS FARGO GOVERNMENT MONEY MARKET	18,375.77	12/21	TRANSFER TO	ALLSPRING GOVERNMENT MONEY MARKET	285.46
12/03	TRANSFER FROM	WELLS FARGO GOVERNMENT MONEY MARKET	-53,981.00	12/28	TRANSFER TO	ALLSPRING GOVERNMENT MONEY MARKET	302.03
12/07	TRANSFER TO	ALLSPRING GOVERNMENT MONEY MARKET	244.42	12/30	TRANSFER TO	ALLSPRING GOVERNMENT MONEY MARKET	33.53
12/08	TRANSFER TO	ALLSPRING GOVERNMENT MONEY MARKET	240.66	12/31	REINVEST DIV	ALLSPRING GOVERNMENT MONEY MARKET	0.72
12/10	TRANSFER TO	ALLSPRING GOVERNMENT MONEY MARKET	896.51	12/31	TRANSFER TO	ALLSPRING GOVERNMENT MONEY MARKET	93.91
12/13	TRANSFER TO	ALLSPRING GOVERNMENT MONEY MARKET	56.51	12/31		ENDING BALANCE	53,307.19
12/14	TRANSFER TO	ALLSPRING GOVERNMENT MONEY MARKET	22.60				





Advisors

CAMBRIAN SCHOOL DISTRICT
CAMBRIAN SITE CAP PROJECT FUND

DECEMBER 1, 2021 - DECEMBER 31, 2021

Bank Deposits Through Teller

December 1 - December 31

Wells Fargo Bank, N.A. (Member FDIC)

Account number 9080824828

Questions? Call us at 1-800-266-6263

Deposits made in a bank branch on the last business day of the month will typically appear on your next statement.

DATE	TRANSACTION	DESCRIPTION	AMOUNT	BANK BALANCE
12/01		BEGINNING BALANCE		\$0.00
12/31		ENDING BALANCE		\$0.00

Realized gain/loss

Realized Gain/Loss Summary

	THIS PERIOD GAIN	THIS PERIOD LOSS	THIS PERIOD NET	THIS YEAR GAIN	THIS YEAR LOSS	THIS YEAR NET
Short term	0.00	-25.70	-25.70	0.00	-25.70	-25.70
Long term	0.00	0.00	0.00	432.91	-547.47	-114.56
Total Realized Gain/Loss	\$0.00	-\$25.70	-\$25.70	\$432.91	-\$573.17	-\$140.26

CAMBRIAN SCHOOL DISTRICT
 CAMBRIAN SITE CAP PROJECT FUND

DECEMBER 1, 2021 - DECEMBER 31, 2021

Realized Gain/Loss Detail

Short term

DESCRIPTION	QUANTITY	ADJ PRICE/ ORIG PRICE	DATE ACQUIRED	CLOSE DATE	PROCEEDS	ADJ COST/ ORIG COST	GAIN/LOSS
PORT OAKLAND CA REV SR	15,000.00000	100.9627 101.2540	06/17/21 _{nc}	12/01/21	15,118.71	15,144.41 15,195.10	-25.70
LIEN RFDG TXBL BDS 2020 R B/E TXBL CPN 1.081% DUE 12/01/21 DTD 12/03/20 FC 05/01/21 CUSIP 735000TL5							
Total Short term					\$15,118.71	\$15,144.41 \$15,195.10	-\$25.70

nc Cost information for this tax lot is not covered by IRS reporting requirements. Unless indicated, cost for all other lots will be reported to the IRS.

Long term

DESCRIPTION	QUANTITY	ADJ PRICE/ ORIG PRICE	DATE ACQUIRED	CLOSE DATE	PROCEEDS	ADJ COST/ ORIG COST	GAIN/LOSS
OAKLAND CA PENSION OBLIG	25,000.00000	100.0000 103.2090	05/01/19	12/15/21	25,000.00	25,000.00 25,809.25	0.00
RFDG TXBL REV B/E OID TXBL CPN 3.800% DUE 12/15/21 DTD 07/30/12 FC 12/15/12 CUSIP 672319CC2							
Total Long term					\$25,000.00	\$25,000.00 \$25,809.25	\$0.00

Specific instructions and disclosures


Available funds

"Available for loan" reflects the approximate amount available as of the statement period ending date and should be reduced by any pending checks and Visa charges not yet cleared. This amount is the approximate amount available for withdrawal and loans. A margin loan is a variable rate loan secured by your account.

Income on non-reportable accounts

Your income summary is categorized into taxable and tax-exempt income based upon the securities that you hold. Please be aware that, since this is a 1099 non-reportable account, this income will NOT be reported to the IRS, but is being provided to you for informational purposes only.





Advisors

CAMBRIAN SCHOOL DISTRICT
CAMBRIAN SITE CAP PROJECT FUND

DECEMBER 1, 2021 - DECEMBER 31, 2021

Callable Securities

Securities that are subject to a partial call will be selected by an impartial lottery process in which the probability of your securities being selected for redemption is proportional to the holdings of all shareholders of such securities held in street name. If a security is called prior to maturity it may affect the yield you receive. Additional information is available at www.wellsfargo.com under Legal Disclosures or the written procedures are available upon request.

Cost basis - To add or update information or modify your reporting options, please contact Your Financial Advisor.

This statement presents estimated unrealized or realized gains or losses for your information only. If acquisition or other information is not available, the gain/loss information may not be displayed and section and summary totals may not reflect your complete portfolio. Cost basis information is not verified by Wells Fargo Advisors and should not be relied upon for legal or tax purposes. Revisions to this information (due to corporate mergers, tenders and other reorganizations) may be required from time to time.

Cost basis for factored bonds (GNMA, CMO, etc.) will be adjusted for paydown of principal. Systematic investments in mutual funds and reinvested dividends for mutual funds and stocks have been consolidated for each position. Unit cost data for systematic investments and dividend reinvestment securities is provided for informational purposes only and is a non-weighted average.

Your account statement should not be used for tax preparation without assistance from your tax consultant. We do not report capital gains or losses for non-covered securities to the IRS.

Cost basis options

Unless specific tax lots are selected at trade time, sales of tax lots will occur using the cost basis election reflected in the Account profile section.

Municipal Securities

Income from municipal securities is generally free from federal taxes and state taxes for residents of the issuing state. While the interest income is tax-free, capital gains, if any, will be subject to taxes. Income for some investors may be subject to the federal Alternative Minimum Tax (AMT). In limited instances where your municipal bond position is offset versus a short position at the firm, you could receive taxable, substitute interest. In the event that you are paid substitute interest, you will receive a gross interest payment to account for the additional tax, which will minimize any impact to you. Such a change in tax status would be reflected on your year-end tax reporting documents.

Estimated accrued interest on Fixed Income securities

Estimated accrued interest is included in the Portfolio summary as a convenience to you and represents the estimated portion of the interest that would be received upon the sale of the Fixed Income positions in your account, calculated from the date of the last coupon (or dated date) through the date of the account statement, based upon information provided by the issuer. This is not a guarantee that this amount will be realized in your account. Actual income will be based upon the payout schedule of the securities held in your account. If you own a Foreign Fixed Income security, and it is denominated in a foreign currency, the Estimated accrued interest will not be accurate.

*** THIS PAGE IS INTENTIONALLY LEFT BLANK ***

