

2025-26 LCFF Budget Overview for Parents Data Input Sheet

Local Educational Agency (LEA) Name:	Cambrian School District
CDS Code:	43693850000000
LEA Contact Information:	Name: Linh Nguyen Position: Assistant Superintendent of Educational Services Email: nguyenl@cambriansd.com Phone: 408-558-4916
Coming School Year:	2025-26
Current School Year:	2024-25

*NOTE: The "High Needs Students" referred to in the tables below are Unduplicated Students for LCFF funding purposes.

Projected General Fund Revenue for the 2025-26 School Year	Amount Whole Numbers
Total LCFF Funds	\$38,819,506
LCFF Supplemental & Concentration Grants	\$1,722,091
All Other State Funds	\$4,838,560
All Local Funds	\$6,935,005
All federal funds	\$1,038,474
Total Projected Revenue	\$51,631,545

Total Budgeted Expenditures for the 2025-26 School Year	Amount Whole Numbers
Total Budgeted General Fund Expenditures	\$53,624,982
Total Budgeted Expenditures in the LCAP	\$5,376,754
Total Budgeted Expenditures for High Needs Students in the LCAP	\$1,998,981
Expenditures not in the LCAP	\$48,248,228

Expenditures for High Needs Students in the 2024-25 School Year	Amount Whole Numbers
Total Budgeted Expenditures for High Needs Students in the LCAP	\$2,255,965
Actual Expenditures for High Needs Students in LCAP	\$2,255,965

Funds for High Needs Students	Amount [AUTO-CALCULATED]
2025-26 Difference in Projected Funds and Budgeted Expenditures	\$276,890
2024-25 Difference in Budgeted and Actual Expenditures	\$0

Required Prompts(s)	Response(s) [FIELDS WILL APPEAR IF REQUIRED]
Briefly describe any of the General Fund Budget Expenditures for the school year not included in the Local Control and Accountability Plan (LCAP).	Cambrian School District plans to spend \$53,624,982 for the 2025-26 school year. Of that amount, \$5,376,754 is tied to actions/services in the LCAP, and \$48,248,228 is not included in the LCAP. The budgeted expenditures not included in the LCAP will be used for general operating

	expenditures that allow us to run these programs, encompassing the expenditures not included in this plan. This would include Administrative, Certified, and Classified salaries for staffing, Special Education programs, curriculum, supplemental materials, general supplies, technology and utilities, maintenance, and custodial needs. These items are the backbone on which we operate our exemplary programs and support the social-emotional and instructional needs of all our students at Cambrian.
--	--



LCFF Budget Overview for Parents

Local Educational Agency (LEA) Name: Cambrian School District

CDS Code: 43693850000000

School Year: 2025-26

LEA contact information:

Linh Nguyen

Assistant Superintendent of Educational Services

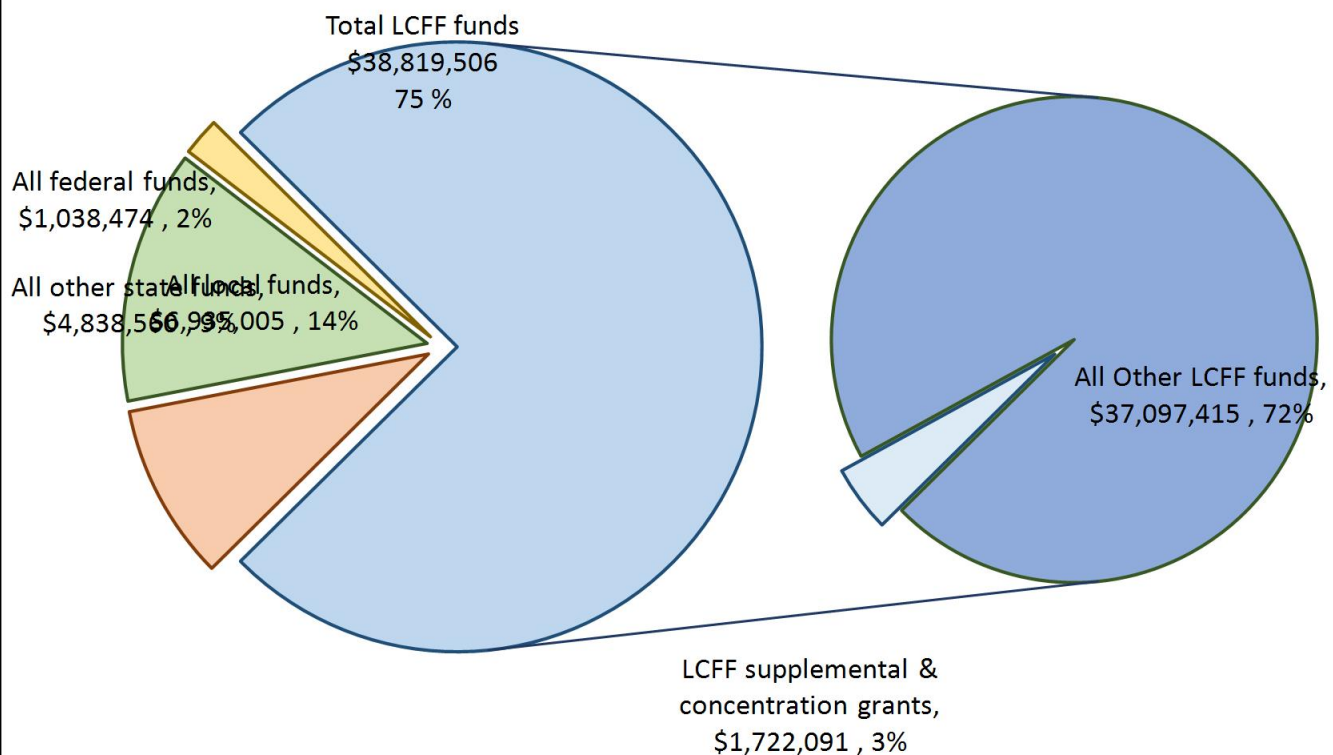
nguyenl@cambriansd.com

408-558-4916

School districts receive funding from different sources: state funds under the Local Control Funding Formula (LCFF), other state funds, local funds, and federal funds. LCFF funds include a base level of funding for all LEAs and extra funding - called "supplemental and concentration" grants - to LEAs based on the enrollment of high needs students (foster youth, English learners, and low-income students).

Budget Overview for the 2025-26 School Year

Projected Revenue by Fund Source

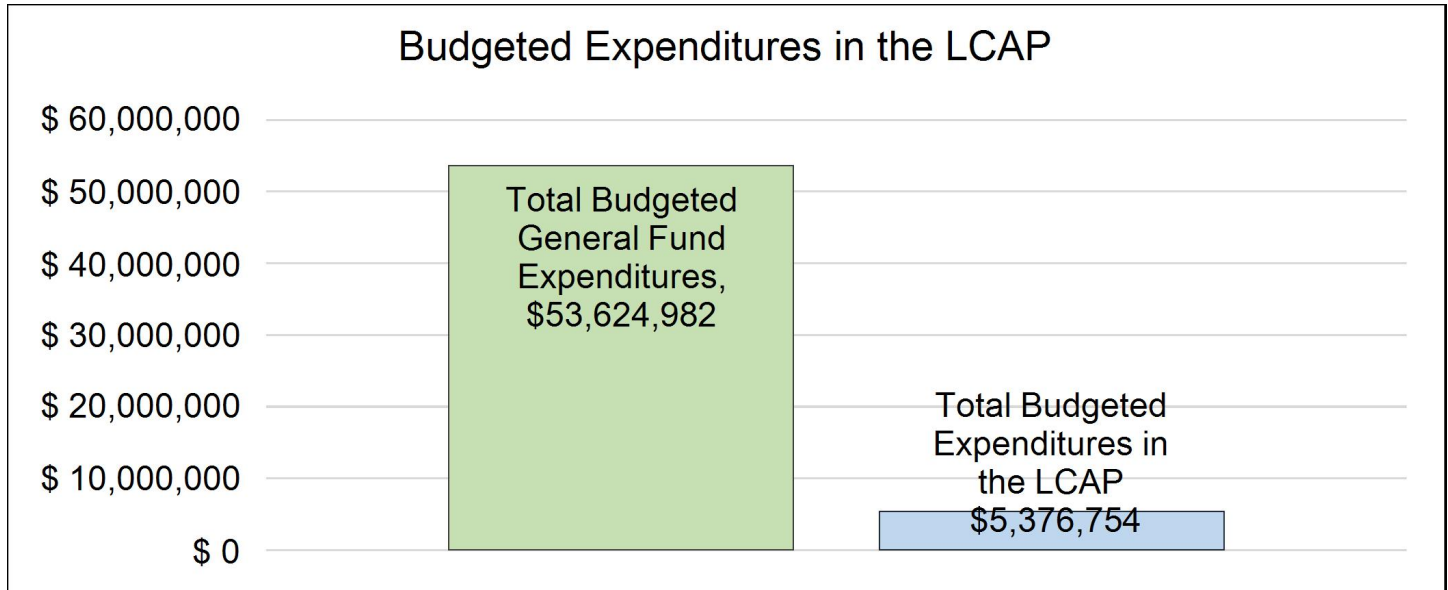


This chart shows the total general purpose revenue Cambrian School District expects to receive in the coming year from all sources.

The text description for the above chart is as follows: The total revenue projected for Cambrian School District is \$51,631,545, of which \$38,819,506 is Local Control Funding Formula (LCFF), \$4,838,560 is other state funds, \$6,935,005 is local funds, and \$1,038,474 is federal funds. Of the \$38,819,506 in LCFF Funds, \$1,722,091 is generated based on the enrollment of high needs students (foster youth, English learner, and low-income students).

LCFF Budget Overview for Parents

The LCFF gives school districts more flexibility in deciding how to use state funds. In exchange, school districts must work with parents, educators, students, and the community to develop a Local Control and Accountability Plan (LCAP) that shows how they will use these funds to serve students.



This chart provides a quick summary of how much Cambrian School District plans to spend for 2025-26. It shows how much of the total is tied to planned actions and services in the LCAP.

The text description of the above chart is as follows: Cambrian School District plans to spend \$53,624,982 for the 2025-26 school year. Of that amount, \$5,376,754 is tied to actions/services in the LCAP and \$48,248,228 is not included in the LCAP. The budgeted expenditures that are not included in the LCAP will be used for the following:

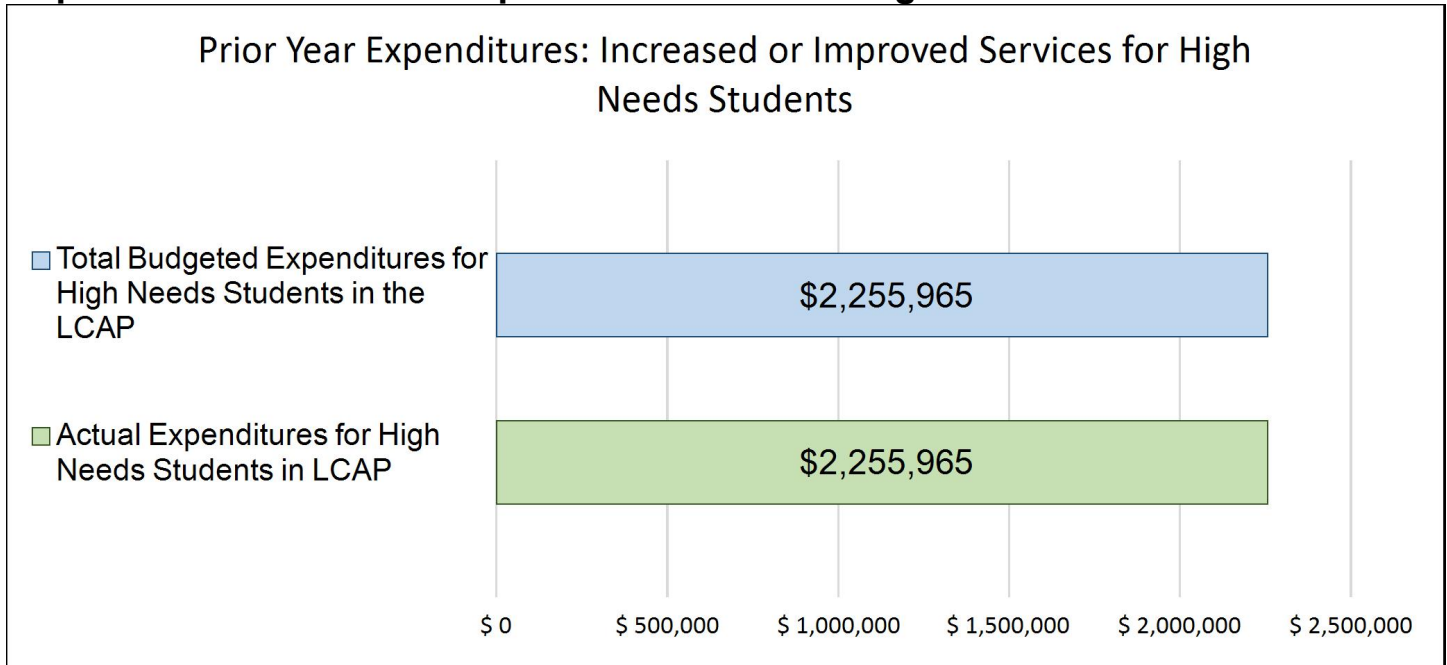
Cambrian School District plans to spend \$53,624,982 for the 2025-26 school year. Of that amount, \$5,376,754 is tied to actions/services in the LCAP, and \$48,248,228 is not included in the LCAP. The budgeted expenditures not included in the LCAP will be used for general operating expenditures that allow us to run these programs, encompassing the expenditures not included in this plan. This would include Administrative, Certified, and Classified salaries for staffing, Special Education programs, curriculum, supplemental materials, general supplies, technology and utilities, maintenance, and custodial needs. These items are the backbone on which we operate our exemplary programs and support the social-emotional and instructional needs of all our students at Cambrian.

Increased or Improved Services for High Needs Students in the LCAP for the 2025-26 School Year

In 2025-26, Cambrian School District is projecting it will receive \$1,722,091 based on the enrollment of foster youth, English learner, and low-income students. Cambrian School District must describe how it intends to increase or improve services for high needs students in the LCAP. Cambrian School District plans to spend \$1,998,981 towards meeting this requirement, as described in the LCAP.

LCFF Budget Overview for Parents

Update on Increased or Improved Services for High Needs Students in 2024-25



This chart compares what Cambrian School District budgeted last year in the LCAP for actions and services that contribute to increasing or improving services for high needs students with what Cambrian School District estimates it has spent on actions and services that contribute to increasing or improving services for high needs students in the current year.

The text description of the above chart is as follows: In 2024-25, Cambrian School District's LCAP budgeted \$2,255,965 for planned actions to increase or improve services for high needs students. Cambrian School District actually spent \$2,255,965 for actions to increase or improve services for high needs students in 2024-25.