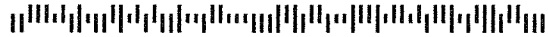




Advisors

0002684 07 AT 1.930 **AUTO TS 0 0912 95124-331215 -C07-P02686-I



CAMBRIAN SCHOOL DISTRICT
CAMBRIAN SITE CAP PROJECT FUND
4115 JACKSOL DRIVE
SAN JOSE CA 95124-3312



SNAPSHOT

Current period ending May 31, 2022

ACCOUNT NAME: CAMBRIAN SCHOOL DISTRICT
CAMBRIAN SITE CAP PROJECT FUND

ACCOUNT NUMBER: [REDACTED]

Your Financial Advisor:
NAGER / DIKEMAN
Phone: 916-939-4400 / 877-829-3231

3820 EL DORADO HILLS BLVD
SUITE 402
EL DORADO HILLS, CA 95762

If you have more than one account with us, why not link them and receive summary information for your entire household? Contact Your Financial Advisor for more details.

Message from Wells Fargo Advisors
JUNE 15 IS WORLD ELDER ABUSE AWARENESS DAY. LEARN HOW TO IDENTIFY AND PROTECT AGAINST ELDER FINANCIAL ABUSE BY VISITING WELLSFARGOADVISORS.COM/ELDER AND LISTEN TO THE WELLS FARGO ABOUT MONEY PODCAST.

News
GET MORE DONE IN LESS TIME WITH WELLS FARGO MOBILE® DEPOSIT. DEPOSIT CHECKS INTO YOUR BROKERAGE ACCOUNT WITH CASH SERVICES USING THE WELLS FARGO MOBILE APP ON YOUR MOBILE DEVICE. IT'S FAST, EASY, AND SECURE.

Investment and Insurance Products are:
• Not Insured by the FDIC or Any Federal Government Agency
• Not a Deposit or Other Obligation of, or Guaranteed by, the Bank or Any Bank Affiliate
• Subject to Investment Risks, Including Possible Loss of the Principal Amount Invested

Wells Fargo Advisors is a trade name used by Wells Fargo Clearing Services, LLC, a registered broker-dealer and non-bank affiliate of Wells Fargo & Company.

General instructions and disclosures

About this statement

Clearing services: Wells Fargo Clearing Services, LLC (Wells Fargo Advisors), an indirect wholly owned subsidiary of Wells Fargo & Company, is a clearing broker-dealer registered with the Securities and Exchange Commission (SEC) and the Municipal Securities Rulemaking Board (MSRB) and is a member of the New York Stock Exchange (NYSE), the Financial Industry Regulatory Authority (FINRA) and all principal U.S. exchanges. Wells Fargo Advisors carries your account(s) and acts as your custodian for funds and securities deposited with us directly by you, or as a result of transactions we process for your account. Twice a year, Wells Fargo Advisors publishes on its web site www.wfclearing.com a statement of the firm's financial condition. A financial statement of this organization is available for your personal inspection at its offices, or a copy of it will be mailed upon your written request.

Trade date statement and trade details: All activity and positions on this statement are shown as of the date a trade is entered on the brokerage trading system (i.e., the trade date). Proceeds from the sale of securities and costs for the purchase of securities are not transacted through your account until the actual settlement date of the trade. The time of the transactions, the name of the buyer or seller, and the source and amount of any commission or fee will be furnished upon written request.

Pricing of securities: Securities prices on your statement may vary from actual liquidation value. Prices are provided by outside quotation services which we believe are reliable but due to the nature of market data the accuracy cannot be guaranteed. In the absence of such pricing, prices are estimated by Wells Fargo Advisors using available information and its judgment. Such estimates may not reflect actual trades and do not reflect a commitment by the firm to buy or sell at those prices. Securities listed on a national exchange are priced as of the close of the statement period. Unlisted shares may be valued at the current best published "bid-price", and, if none exists, the last reported transaction if occurring within the last 45 days. Prices of securities not actively traded may not be available and are indicated by "N/A." Corporate and municipal bonds and other fixed income securities are priced by a computerized pricing service or, if less actively traded, by utilizing a yield-based matrix system to arrive at an estimated market value. Listed options are priced based on the closing "bid-ask" prices and the last reported trade. Mutual fund shares are priced at net asset value. Shares of direct participation program (DPP) and real estate investment trust (REIT) securities that are not listed on a national exchange are generally illiquid. Because no trading market exists for these investments, their values are estimated. Unless otherwise indicated, the values shown for DPP and REIT securities have been provided by the management of each program and represent that management's estimate of the investor's interest in the net assets of the program. See statement sections for additional pricing information. Values for hedge funds and certain managed futures funds are provided on a month delay basis. Other managed futures funds may be priced more frequently. Long-term certificates of deposit (maturity beyond one year from date of issue) are priced using a market value pricing model. The sale or redemption price of your securities may be higher or lower than the prices shown on your statement. For an actual quote, contact the individual servicing your account.

Estimated annual income/yield: Estimated Annual Income (EAI), when available, reflects the estimated amount you would earn on a security if your current position and its related income remained constant for a year. Estimated Annual Yield (EAY), when available, reflects the current estimated annual income divided by the current value of the security as of the statement closing date. EAI and EAY are estimates and the actual income and yield might be lower or higher than the estimated amounts. EAY reflects only the income generated by an investment. It does not reflect changes in its price, which may fluctuate. The information used to derive these estimates is obtained from various outside vendors; Wells Fargo Advisors is not responsible for incorrect or missing estimated annual income and yields. Past performance is not a guarantee of future results.

Income summary: The Income summary displays all income as recorded in the tax system as of period end date. The totals in the Cash flow snapshot may not match the totals in the Income snapshot due to reclassifications or other corrections made in the tax system. Remember, you may have certain products that are not included in these figures and whose income is only available on the tax forms sent to you at year-end. Reclassifications and other tax reporting requirements may alter these numbers both during and after year end. You should rely only on tax reporting documents. Contact your tax advisor if you have any questions about the tax consequences of your brokerage activity.

Texas designation: If you are a resident of Texas who has purchased mutual fund shares, you may designate a representative to receive notification to assist in avoiding escheatment of assets in your investment account to the State of Texas. The designated representative does not have any rights to your account. Please use the Texas Unclaimed Property link (<https://claimit.texas.org/>) to access the Designation of Representative for Notice Request form which you may complete and return to us at ATTN: H0006-08K, 1 N. Jefferson Ave, St. Louis, MO 63103 or return by email at clientcontact@firstclearing.com.

Tax reporting: We are required by federal law to report annually to you and to the Internal Revenue Service (IRS) on Form(s) 1099 interest income, dividend payments and sales proceeds including cost basis information for applicable transactions credited to your account.

About your rights and responsibilities

Questions and complaints about Your Account: This account statement contains important information about your brokerage account, including recent transactions. All account statements sent to you shall be deemed complete and accurate if not objected to in writing within ten days of receipt. We encourage you to review the details in this statement. If you do not understand any of the information in your statement or if you believe there are any inaccuracies or discrepancies in your statement, you should promptly report them to the manager of the Wells Fargo Advisors office listed on the front of your statement. To further protect your rights, including any rights under the Securities Investor Protection Act, any verbal communications with Wells Fargo Advisors should be re-confirmed in writing. Inquiries or complaints about your account statement, including the positions and balances in your account, may be directed to Wells Fargo Advisors Client Services at (866) 887-2402 or ATTN: H0005-087, 1 N. Jefferson Ave, St. Louis, MO 63103.

Public disclosure: You may reach FINRA by calling the FINRA BrokerCheck Hotline at (800) 289-9999 or by visiting the FINRA website at www.finra.org. An investor brochure that includes information describing FINRA BrokerCheck is available from FINRA upon request. A brochure describing the FINRA Pricing of Securities Regulation Public Disclosure Program is also available from the FINRA upon request.

MSRB disclosure: A brochure describing the protections available under MSRB rules and how to file a complaint is available at www.MSRB.org.

Account protection: Wells Fargo Advisors is a member of the Securities Investor Protection Corporation (SIPC) which protects against the loss of cash and securities held in client accounts of a SIPC member firm in the event of the member's insolvency and liquidation. SIPC coverage is limited to \$500,000 per customer, including up to \$250,000 for cash. For more information on SIPC coverage, please see the explanatory brochure at www.sipc.org or contact SIPC at (202) 371-8300. In addition, Wells Fargo Advisors maintains additional insurance coverage provided through London Underwriters (led by Lloyd's of London Syndicates). This additional insurance policy becomes available to clients if their SIPC limit is exhausted and provides additional protection up to a firm aggregate of \$1 billion, including up to \$1.9 million for cash per client. SIPC does not insure the quality of investments or protect against market losses. SIPC only protects the custody function of their members, which means that SIPC works to restore to clients their securities and cash that are in their accounts when the member firm liquidation begins. Not all investments are protected by SIPC. In general, SIPC does not cover instruments such as unregistered investment contracts, unregistered limited partnerships, fixed annuity contracts, escrow receipts, direct investments, currency, commodities or related contracts, hedge funds and certain other investments.

Investor education: Wells Fargo Advisors publishes on its web site www.wellsfargoadvisors.com information on topics of interest to investors as well as market commentary and economic analysis. This information may be found in the "Other Insights" menu. Wells Fargo Advisors has also developed numerous investor education guides to provide you with important information regarding the products and services we offer. These guides may be found in the "Why Invest With Us" menu.

Free credit balances: Free credit balances are not segregated and may be used by Wells Fargo Advisors in the operation of its business in accordance with applicable laws and regulations. You have the right to receive from us in the course of normal business operations, subject to any open commitments in any of your accounts, any free credit balances to which you are entitled.

Investment objectives/Risk tolerances: Please inform us promptly of any material change that might affect your investment objectives, risk tolerances or financial situation, or if you wish to impose or change any reasonable restrictions on the management of your account. A copy of the Investment Advisory Services Disclosure document is available without charge upon request. Please contact the individual denoted on the front of your statement to update your information and to receive a copy of this document.

Option accounts: Pursuant to FINRA Rule 2360, option assignment notices are randomly allocated by an automated process amongst all client short option positions that are subject to exercise, including positions established on the day of assignment. Transaction confirmations that were previously furnished to you provides information on commissions and other charges related to your option transaction executions. Details of our random allocation procedures and copies of transaction confirmations are available upon request.





Advisors

SNAPSHOT

CAMBRIAN SCHOOL DISTRICT
CAMBRIAN SITE CAP PROJECT FUND

MAY 1, 2022 - MAY 31, 2022

ACCOUNT NUMBER: [REDACTED]

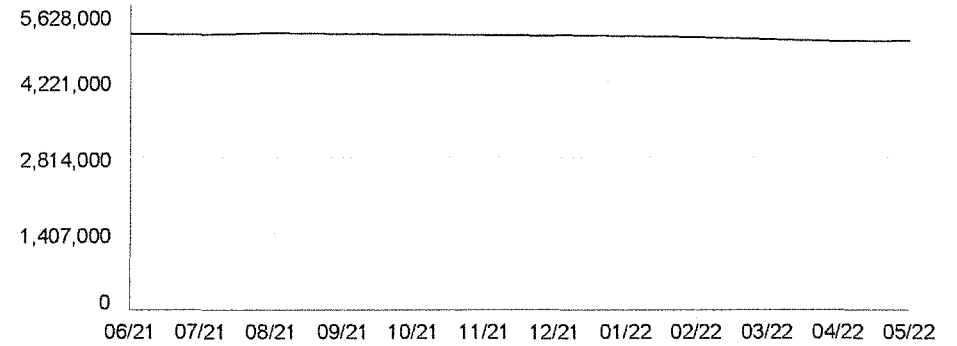
Progress summary

	THIS PERIOD	THIS YEAR
Opening value	\$4,962,745.58	\$5,080,945.90
Cash deposited	0.00	0.00
Securities deposited	0.00	0.00
Cash withdrawn	0.00	0.00
Securities withdrawn	0.00	0.00
Change in value	19,438.92	-98,761.40
Closing value	\$4,982,184.50	\$4,982,184.50

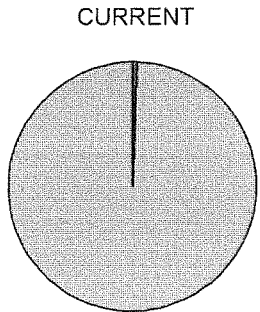
Estimated accrued interest ^ 32,241.70
Total value (incl. accruals) \$5,014,426.20

^ Estimated accrued interest is included for your convenience. The value represents the estimated portion of the interest that would be received upon the sale of your Fixed Income positions. For more information, see the Specific instructions and disclosures page.

Value over time



Portfolio summary



ASSETS	ASSET TYPE	PREVIOUS VALUE ON APR 30	%	CURRENT VALUE ON MAY 31	%	ESTIMATED ANN. INCOME
	Cash and sweep balances	40,873.24	0.82	27,043.75	0.54	125
	Stocks, options & ETFs	0.00	0.00	0.00	0.00	0
	Fixed income securities	4,921,872.34	99.18	4,955,140.75	99.46	134,490
	Mutual funds	0.00	0.00	0.00	0.00	0
	Asset value	\$4,962,745.58	100%	\$4,982,184.50	100%	\$134,615

SNAPSHOT

CAMBRIAN SCHOOL DISTRICT
 CAMBRIAN SITE CAP PROJECT FUND

MAY 1, 2022 - MAY 31, 2022

ACCOUNT NUMBER: [REDACTED]

Cash flow summary

	THIS PERIOD	THIS YEAR
Opening value of cash and sweep balances	\$40,873.24	
Income and distributions	15,232.75	68,004.89
Securities sold and redeemed	263,000.00	1,112,093.00
Net additions to cash	\$278,232.75	\$1,180,097.89
Securities purchased	-292,062.24	-1,206,361.33
Net subtractions from cash	-\$292,062.24	-\$1,206,361.33
Closing value of cash and sweep balances	\$27,043.75	

Income summary *

	THIS PERIOD	THIS YEAR
TAXABLE Money market/sweep funds	19.22	21.89
Interest	15,213.53	67,983.00
Total taxable income	\$15,232.75	\$68,004.89
Total federally tax-exempt income	\$0.00	\$0.00
Total income	\$15,232.75	\$68,004.89

* Certain distributions made in the current year are reported as prior year income according to IRS regulations. This may cause a difference between Cash Flow and Income Summary totals.

Gain/loss summary

	UNREALIZED	THIS PERIOD REALIZED	THIS YEAR REALIZED
Short term (S)	-121,671.91	0.00	0.00
Long term (L)	-25,256.49	0.00	677.59
Total	-\$146,928.40	\$0.00	\$677.59





Advisors

SNAPSHOT

CAMBRIAN SCHOOL DISTRICT
CAMBRIAN SITE CAP PROJECT FUND

MAY 1, 2022 - MAY 31, 2022

ACCOUNT NUMBER:

Your Financial Advisor

NAGER / DIKEMAN
Phone: 916-939-4400 / 877-829-3231

3820 EL DORADO HILLS BLVD
SUITE 402
EL DORADO HILLS, CA 95762

Client service information

Client service: 800-266-6263
Website: www.wellsfargoadvisors.com

Account profile

Full account name: CAMBRIAN SCHOOL DISTRICT
CAMBRIAN SITE CAP PROJECT FUND
Brokerage Cash Services
Account type:
Brokerage account number:
Brokerage Cash Services number: 9080824828
Tax status: Non-Profit
Investment objective/Risk tolerance:* CONSERVATIVE INCOME
Time horizon:* LONG TERM (10+ YEARS)
Liquidity needs:* MODERATE
Cost Basis Election: First in, First out
Sweep option: ALLSPRING GOVERNMENT MONEY
MARKET

For your consideration

Go paperless. Accessing your account documents online is easy, secure, and costs nothing. Sign on at wellsfargoadvisors.com, go to Portfolio and select Statements & Docs, and then click on the Delivery Preferences link. Choose Paperless - All Docs or view your Delivery Settings details to select specific account documents for paperless delivery. If you do not have a Username and Password, visit wellsfargoadvisors.com/signup or call 1-877-879-2495 for enrollment assistance.

Document delivery status

Table with 3 columns: Document type, Paper, Electronic. Rows include Statements, Trade confirmations, Tax documents, Shareholder communications, and Other documents.

*For more information, please visit us at: www.wellsfargoadvisors.com/disclosures

Available funds

Table with 2 columns: Fund type, Amount. Rows include Cash, Money market and sweep funds, Available for loan, and Your total available funds.

CAMBRIAN SCHOOL DISTRICT
CAMBRIAN SITE CAP PROJECT FUND

MAY 1, 2022 - MAY 31, 2022

ACCOUNT NUMBER: [REDACTED]

Additional information

	THIS PERIOD	THIS YEAR		THIS PERIOD	THIS YEAR
Accrued interest on purchases	-12.64	-4,745.83	Gross proceeds	263,000.00	1,112,093.00

Portfolio detail

Cash and Sweep Balances

Sweep Balances - You have the right, in the course of normal business operations, to withdraw balances in the Bank Deposit Sweep Program(s) or redeem shares of the money market mutual fund used in the sweep, subject to any open commitments in any of your accounts and have the proceeds returned to your accounts or remitted to you. The money market mutual funds in the sweep reserve the right to require one or more day's prior notice before permitting withdrawals.

Money Market Mutual Fund - Funds seek to preserve a value at \$1.00 per share, but it is possible to lose money by investing in these funds. Investments in money market funds are not bank deposits and are not insured by the FDIC or any other government agency. They are instead covered by SIPC. Estimated Annual Yield on money market funds, when available, reflects the current estimated yield for the Interest Period dates displayed. For more complete information, including fees, expenses and risks, please request a prospectus from Your Financial Advisor.

DESCRIPTION	% OF ACCOUNT	CURRENT MARKET VALUE	ESTIMATED ANNUAL INCOME	ESTIMATED CURRENT YIELD (%)
Cash	-0.50	-24,979.45	0.00	N/A
ALLSPRING GOVERNMENT MONEY MARKET	1.04	52,023.20	125.00	0.24
Interest Period 05/01/22 - 05/31/22				
Total Cash and Sweep Balances	0.54	\$27,043.75	\$125.00	

Fixed Income Securities

Corporate and municipal bonds and other fixed income securities are priced by a computerized pricing service or, for less actively traded issues, by utilizing a yield-based matrix system to arrive at an estimated market value.

Corporate Bonds

DESCRIPTION	% OF ACCOUNT	QUANTITY	ADJ PRICE/ ORIG PRICE	ADJ COST/ ORIG COST	CURRENT PRICE	CURRENT MARKET VALUE	UNREALIZED GAIN/LOSS	ESTIMATED		
								ACCRUED INTEREST	ANNUAL INCOME	ANNUAL YIELD (%)
NATIONAL RURAL UTIL COOP ^ INTERNOTES CPN 2.500% DUE 07/15/22 DTD 07/27/17 FC 08/15/17 Moody A2 , S&P A- CUSIP 63743FE51 Acquired 02/10/20 L	0.20	10,000	100.12 102.35	10,012.45 10,242.90	99.6740	9,967.40	-45.05	11.11	250	2.50





Advisors

CAMBRIAN SCHOOL DISTRICT
CAMBRIAN SITE CAP PROJECT FUND

MAY 1, 2022 - MAY 31, 2022

ACCOUNT NUMBER: [REDACTED]

Fixed Income Securities

Corporate Bonds continued

DESCRIPTION	% OF ACCOUNT	QUANTITY	ADJ PRICE/ ORIG PRICE	ADJ COST/ ORIG COST	CURRENT PRICE	CURRENT MARKET VALUE	UNREALIZED GAIN/LOSS	ESTIMATED		
								ACCRUED INTEREST	ANNUAL INCOME	ANNUAL YIELD (%)
NATL RURAL UTIL COOP FIN ^ CORP INTERNOTES MEDIUM TERM NOTE CPN 3.000% DUE 07/15/22 DTD 04/03/14 FC 05/15/14 Moody A2 , S&P A- CUSIP 63743FSY3 Acquired 02/10/20 L	0.50	25,000	100.17 103.43	25,044.41 25,865.75	100.0150	25,003.75	-40.66	33.33	750	2.99
WELLS FARGO & CO ^ SR UNSECURED CPN 2.625% DUE 07/22/22 DTD 07/24/17 FC 01/22/18 Moody A1 , S&P BBB+ CUSIP 95000U2B8 Acquired 02/19/19 L	0.80	40,000	99.05	39,629.40	100.1440	40,057.60	428.20	376.25	1,050	2.62
CELGENE CORP SR UNSECURED CALLABLE CPN 3.550% DUE 08/15/22 DTD 08/12/15 FC 02/15/16 Moody WR , S&P A+ CUSIP 151020AR5 Acquired 02/04/20 L	0.81	40,000	100.41 105.03	40,166.98 42,020.20	100.4010	40,160.40	-6.58	418.11	1,420	3.53
JPMORGAN CHASE & CO SR UNSECURED CPN 3.250% DUE 09/23/22 DTD 09/24/12 FC 03/23/13 Moody A2 , S&P A- CUSIP 46625HJE1 Acquired 07/16/19 L	1.01	50,000	100.31 103.15	50,159.50 51,582.50	100.4220	50,211.00	51.50	306.94	1,625	3.23

CAMBRIAN SCHOOL DISTRICT
 CAMBRIAN SITE CAP PROJECT FUND

MAY 1, 2022 - MAY 31, 2022

ACCOUNT NUMBER: [REDACTED]

Fixed Income Securities

Corporate Bonds continued

DESCRIPTION	% OF ACCOUNT	QUANTITY	ADJ PRICE/ ORIG PRICE	ADJ COST/ ORIG COST	CURRENT PRICE	CURRENT MARKET VALUE	UNREALIZED GAIN/LOSS	ESTIMATED		
								ACCRUED INTEREST	ANNUAL INCOME	ANNUAL YIELD (%)
JOHN DEERE CAPITAL CORP SR UNSECURED CPN 2.750% DUE 10/15/22 DTD 10/29/15 FC 04/15/16 Moody A2 , S&P A CUSIP 24424CBT7 Acquired 07/22/19 L	0.36	18,000	100.21 101.78	18,039.11 18,328.84	99.6480	17,936.64	-102.47	63.25	495	2.75
ENTERGY LOUISIANA LLC 1ST MTG CALLABLE CPN 3.300% DUE 12/01/22 DTD 12/04/12 FC 06/01/13 CALL 09/01/22 @ 100.000 Moody A2 , S&P A CUSIP 29364WAR9 Acquired 02/18/20 L	1.11	55,000	100.43 104.35	55,240.34 57,403.35	100.3700	55,203.50	-36.84	907.50	1,815	3.28
BANK OF AMERICA CORP MEDIUM TERM NOTES CPN 3.300% DUE 01/11/23 DTD 01/11/13 FC 07/11/13 Moody A2 , S&P A- CUSIP 06051GEU9 Acquired 07/18/19 L		50,000	100.66 103.66	50,333.71 51,838.00		50,342.00	8.29			
Acquired 02/06/20 L		25,000	101.05 104.93	25,264.12 26,240.00		25,171.00	-93.12			
Total	1.52	75,000	\$100.79 \$104.10	\$75,597.83 \$78,078.00	100.6840	\$75,513.00	-\$84.83	\$962.50	\$2,475	3.28





Advisors

CAMBRIAN SCHOOL DISTRICT
CAMBRIAN SITE CAP PROJECT FUND

MAY 1, 2022 - MAY 31, 2022
ACCOUNT NUMBER: [REDACTED]

Fixed Income Securities

Corporate Bonds continued

DESCRIPTION	% OF ACCOUNT	QUANTITY	ADJ PRICE/ ORIG PRICE	ADJ COST/ ORIG COST	CURRENT PRICE	CURRENT MARKET VALUE	UNREALIZED GAIN/LOSS	ESTIMATED		
								ACCRUED INTEREST	ANNUAL INCOME	ANNUAL YIELD (%)
QUALCOMM INC SR UNSECURED CALLABLE CPN 2.600% DUE 01/30/23 DTD 05/26/17 FC 01/30/18 CALL 12/30/22 @ 100.000 Moody A2 , S&P A CUSIP 747525AR4 Acquired 07/19/19 L		17,000	100.20	17,035.23		17,036.38	1.15			
Acquired 08/07/19 L		50,000	101.15	17,202.67		50,107.00	-65.90			
			100.34	50,172.90						
			101.95	50,986.50						
Total	1.35	67,000	\$100.31	\$67,208.13	100.2140	\$67,143.38	-\$64.75	\$585.51	\$1,742	2.59
KANSAS CITY POWER & LT SR UNSECURED CALLABLE CPN 3.150% DUE 03/15/23 DTD 03/14/13 FC 09/15/13 CALL 12/15/22 @ 100.000 Moody A2 , S&P A+ CUSIP 485134BN9 Acquired 03/18/21 L	1.00	50,000	101.59	50,799.29	100.0830	50,041.50	-757.79	332.50	1,575	3.14
			105.11	52,564.50						
STATE STREET CORP SUBORDINATED CPN 3.100% DUE 05/15/23 DTD 05/15/13 FC 11/15/13 Moody A2 , S&P A- CUSIP 857477AL7 Acquired 03/08/21 L	0.81	40,000	102.70	41,081.62	100.6240	40,249.60	-832.02	55.11	1,240	3.08
			106.14	42,464.20						

CAMBRIAN SCHOOL DISTRICT
 CAMBRIAN SITE CAP PROJECT FUND

MAY 1, 2022 - MAY 31, 2022

ACCOUNT NUMBER: [REDACTED]

Fixed Income Securities

Corporate Bonds continued

DESCRIPTION	% OF ACCOUNT	QUANTITY	ADJ PRICE/ ORIG PRICE	ADJ COST/ ORIG COST	CURRENT PRICE	CURRENT MARKET VALUE	UNREALIZED GAIN/LOSS	ESTIMATED		
								ACCRUED INTEREST	ANNUAL INCOME	ANNUAL YIELD (%)
BOEING CO SR UNSECURED CALLABLE CPN 1.875% DUE 06/15/23 DTD 05/18/16 FC 12/15/16 CALL 04/15/23 @ 100.000 Moody BAA2 , S&P BBB- CUSIP 097023BQ7 Acquired 08/06/19 L	0.59	30,000	99.51	29,860.90	98.6400	29,592.00	-268.90	259.38	563	1.90
BANK OF AMERICA CORP INTERNOTES MEDIUM TERM NOTES CPN 5.150% DUE 08/15/23 DTD 08/04/11 FC 02/15/12 Moody A2 , S&P A- CUSIP 06050WEV3 Acquired 08/12/21 S	0.24	12,000	105.60 109.20	12,672.18 13,111.60	100.2150	12,025.80	-646.38	181.97	618	5.13
SIERRA PACIFIC POWER CO UNSECURED SERIES T CALLABLE CPN 3.375% DUE 08/15/23 DTD 08/15/13 FC 02/15/14 CALL 05/15/23 @ 100.000 Moody A2 , S&P A+ CUSIP 826418BJ3 Acquired 04/16/21 L	1.01	50,000	102.92 106.30	51,461.81 53,161.00	100.5290	50,264.50	-1,197.31	496.88	1,688	3.35
PUBLIC SERVICE ELECTRIC 1ST MTG MEDIUM TERM NT CALLABLE CPN 3.250% DUE 09/01/23 DTD 09/07/18 FC 03/01/19 CALL 08/01/23 @ 100.000 Moody A1 , S&P A CUSIP 74456QBW5 Acquired 02/08/22 S	0.65	32,000	102.24 102.81	32,719.05 32,907.80	100.4940	32,158.08	-560.97	260.00	1,040	3.23





Advisors

CAMBRIAN SCHOOL DISTRICT
CAMBRIAN SITE CAP PROJECT FUND

MAY 1, 2022 - MAY 31, 2022
ACCOUNT NUMBER: [REDACTED]

Fixed Income Securities

Corporate Bonds continued

DESCRIPTION	% OF ACCOUNT	QUANTITY	ADJ PRICE/ ORIG PRICE	ADJ COST/ ORIG COST	CURRENT PRICE	CURRENT MARKET VALUE	UNREALIZED GAIN/LOSS	ESTIMATED		
								ACCRUED INTEREST	ANNUAL INCOME	ANNUAL YIELD (%)
CATERPILLAR FINANCIAL SE SERVICE CORP POWER NOTES MEDIUM TERM NOTES CPN 3.550% DUE 12/15/23 DTD 12/12/13 FC 06/15/14 Moody A2 , S&P A CUSIP 14912HQW3 Acquired 08/10/21 S										
	0.16	8,000	104.95 107.45	8,396.79 8,603.00	100.2340	8,018.72	-378.07	130.96	284	3.54
PUB SVC ELEC & GAS 1ST MTG CALLABLE SERIES I CPN 3.750% DUE 03/15/24 DTD 09/12/13 FC 03/15/14 CALL 12/15/23 @ 100.000 Moody A1 , S&P A CUSIP 74456QBD7 Acquired 08/19/21 S										
	0.12	6,000	105.12 107.56	6,307.27 6,460.78	101.1140	6,066.84	-240.43	47.50	225	3.70
BANK OF AMERICA CORP SR UNSECURED CPN 4.000% DUE 04/01/24 DTD 04/01/14 FC 10/01/14 Moody A2 , S&P A- CUSIP 06051GFF1 Acquired 08/26/21 S										
		50,000	106.63 109.33	53,316.87 54,672.50		50,977.50	-2,339.37			
Acquired 09/16/21 S										
		40,000	106.69 109.21	42,679.35 43,694.20		40,782.00	-1,897.35			
Total	1.84	90,000	\$106.66 \$109.29	\$95,996.22 \$98,366.70	101.9550	\$91,759.50	-\$4,236.72	\$600.00	\$3,600	3.92

CAMBRIAN SCHOOL DISTRICT
 CAMBRIAN SITE CAP PROJECT FUND

MAY 1, 2022 - MAY 31, 2022

ACCOUNT NUMBER: [REDACTED]

Fixed Income Securities

Corporate Bonds continued

DESCRIPTION	% OF ACCOUNT	QUANTITY	ADJ PRICE/ ORIG PRICE	ADJ COST/ ORIG COST	CURRENT PRICE	CURRENT MARKET VALUE	UNREALIZED GAIN/LOSS	ESTIMATED		
								ACCRUED INTEREST	ANNUAL INCOME	ANNUAL YIELD (%)
APPLE INC SR UNSECURED CPN 3.450% DUE 05/06/24 DTD 05/06/14 FC 11/06/14 Moody AAA , S&P AA+ CUSIP 037833AS9 Acquired 11/01/21 S		50,000	105.39	52,697.83		50,758.50	-1,939.33			
			106.98	53,499.00						
Acquired 11/10/21 S		50,000	105.39	52,695.25		50,758.50	-1,936.75			
			106.88	53,449.50						
Total	2.04	100,000	\$105.39	\$105,393.08	101.5170	\$101,517.00	-\$3,876.08	\$239.58	\$3,450	3.40
			\$106.94	\$106,948.50						
AMAZON.COM INC SR UNSECURED CALLABLE CPN 0.450% DUE 05/12/24 DTD 05/12/21 FC 11/12/21 Moody A1 , S&P AA CUSIP 023135BW5 Acquired 10/29/21 S	0.38	20,000	100.01 99.98	20,003.24 20,004.20	95.8820	19,176.40	-826.84	4.75	90	0.46
JPMORGAN CHASE & CO SR UNSECURED CPN 3.625% DUE 05/13/24 DTD 05/13/14 FC 11/13/14 Moody A2 , S&P A- CUSIP 46625HJX9 Acquired 11/04/21 S	1.02	50,000	106.05 107.78	53,027.83 53,898.00	101.2020	50,601.00	-2,426.83	90.63	1,813	3.58
ACE INA HOLDINGS SR UNSECURED CPN 3.350% DUE 05/15/24 DTD 05/27/14 FC 11/15/14 Moody A3 , S&P A CUSIP 00440EAR8 Acquired 10/04/21 S	1.01	50,000	105.77 107.67	52,886.75 53,845.50	100.6380	50,319.00	-2,567.75	74.44	1,675	3.32





Advisors

CAMBRIAN SCHOOL DISTRICT
CAMBRIAN SITE CAP PROJECT FUND

MAY 1, 2022 - MAY 31, 2022
ACCOUNT NUMBER: [REDACTED]

Fixed Income Securities

Corporate Bonds continued

DESCRIPTION	% OF ACCOUNT	QUANTITY	ADJ PRICE/ ORIG PRICE	ADJ COST/ ORIG COST	CURRENT PRICE	CURRENT MARKET VALUE	UNREALIZED GAIN/LOSS	ESTIMATED		
								ACCRUED INTEREST	ANNUAL INCOME	ANNUAL YIELD (%)
TEXAS INSTRUMENTS INC SR UNSECURED CALLABLE CPN 2.625% DUE 05/15/24 DTD 05/04/17 FC 11/15/17 CALL 03/15/24 @ 100.000 Moody AA3 , S&P A+ CUSIP 882508BB9 Acquired 11/16/21 S	1.00	50,000	103.57 104.63	51,789.38 52,322.00	99.7810	49,890.50	-1,898.88	58.33	1,313	2.63
UNITEDHEALTH GRP INC SR UNSECURED CALLABLE CPN 0.550% DUE 05/15/24 DTD 05/19/21 FC 11/15/21 CALL 06/11/22 @ 100.000 Moody A3 , S&P A+ CUSIP 91324PEB4 Acquired 10/27/21 S	0.96	50,000	99.90	49,961.00	95.8150	47,907.50	-2,053.50	12.22	275	0.57
CATERPILLAR FINANCIAL SE POWERNOTES MEDIUM TERM NOTE CPN 3.300% DUE 06/09/24 DTD 06/09/14 FC 12/09/14 Moody A2 , S&P A CUSIP 14912L6C0 Acquired 12/01/21 S	1.01	50,000	105.12 106.35	52,562.70 53,183.50	100.8530	50,426.50	-2,136.20	788.33	1,650	3.27
LEGG MASON INC SR UNSECURED NOTE CPN 3.950% DUE 07/15/24 DTD 06/26/14 FC 01/15/15 Moody A2 , S&P A CUSIP 524901AT2 Acquired 08/25/21 S	0.61	30,000	107.19 109.73	32,158.64 32,926.90	101.3760	30,412.80	-1,745.84	447.67	1,185	3.89

CAMBRIAN SCHOOL DISTRICT
 CAMBRIAN SITE CAP PROJECT FUND

MAY 1, 2022 - MAY 31, 2022

ACCOUNT NUMBER: [REDACTED]

Fixed Income Securities

Corporate Bonds continued

DESCRIPTION	% OF ACCOUNT	QUANTITY	ADJ PRICE/ ORIG PRICE	ADJ COST/ ORIG COST	CURRENT PRICE	CURRENT MARKET VALUE	UNREALIZED GAIN/LOSS	ESTIMATED		
								ACCRUED INTEREST	ANNUAL INCOME	ANNUAL YIELD (%)
UNITEDHEALTH GRP INC SR UNSECURED CPN 2.375% DUE 08/15/24 DTD 07/25/19 FC 02/15/20 Moody A3 , S&P A+ CUSIP 91324PDR0 Acquired 02/18/22 S	0.99	50,000	101.81 102.01	50,906.12 51,016.00	98.8230	49,411.50	-1,494.62	349.65	1,188	2.40
AMAZON.COM INC SR UNSECURED CALLABLE CPN 2.800% DUE 08/22/24 DTD 02/22/18 FC 08/22/18 CALL 06/22/24 @ 100.000 Moody A1 , S&P AA CUSIP 023135AZ9 Acquired 02/07/22 S	1.00	50,000	102.96 103.38	51,480.28 51,701.00	100.1120	50,056.00	-1,424.28	385.00	1,400	2.79
CONSUMERS ENERGY CO SECURED 10YR CALLABLE CPN 3.125% DUE 08/31/24 DTD 08/18/14 FC 02/28/15 CALL 05/31/24 @ 100.000 Moody A1 , S&P A CUSIP 210518CW4 Acquired 08/23/21 S	0.80	40,000	105.35 107.34	42,141.47 42,944.60	99.6870	39,874.80	-2,266.67	315.97	1,250	3.13
BURLINGTN NORTH SANTA FE LLC SR UNSECURED CPN 3.400% DUE 09/01/24 DTD 08/18/14 FC 03/01/15 CALL 06/01/24 @ 100.000 Moody A3 , S&P AA- CUSIP 12189LAT8 Acquired 03/03/22 S	1.01	50,000	103.19 103.66	51,595.00 51,841.00	100.9550	50,477.50	-1,117.50	425.00	1,700	3.36





Advisors

CAMBRIAN SCHOOL DISTRICT
CAMBRIAN SITE CAP PROJECT FUND

MAY 1, 2022 - MAY 31, 2022

ACCOUNT NUMBER: [REDACTED]

Fixed Income Securities

Corporate Bonds continued

DESCRIPTION	% OF ACCOUNT	QUANTITY	ADJ PRICE/ ORIG PRICE	ADJ COST/ ORIG COST	CURRENT PRICE	CURRENT MARKET VALUE	UNREALIZED GAIN/LOSS	ESTIMATED		
								ACCRUED INTEREST	ANNUAL INCOME	ANNUAL YIELD (%)
JOHN DEERE CAPITAL CORP MEDIUM TERM NOTE CPN 0.625% DUE 09/10/24 DTD 09/10/21 FC 03/10/22 Moody A2 , S&P A CUSIP 24422EVU0 Acquired 02/14/22 S	0.95	50,000	97.38	48,697.50	95.1590	47,579.50	-1,118.00	70.31	313	0.65
US BANCORP MEDIUM TERM NOTES SUBORDINATED CPN 3.600% DUE 09/11/24 DTD 09/11/14 FC 03/11/15 CALL 08/11/24 @ 100.000 Moody A2 , S&P A CUSIP 91159HHK9 Acquired 01/06/22 S	1.01	50,000	105.61 106.58	52,805.70 53,300.50	100.8820	50,441.00	-2,364.70	400.00	1,800	3.56
SOUTHERN CALIF GAS CO SECURED CALLABLE CPN 3.150% DUE 09/15/24 DTD 09/11/14 FC 03/15/15 CALL 06/15/24 @ 100.000 Moody AA3 , S&P A+ CUSIP 842434CM2 Acquired 01/04/22 S	1.00	50,000	104.58 105.46	52,292.70 52,741.50	100.0040	50,002.00	-2,290.70	332.50	1,575	3.14

CAMBRIAN SCHOOL DISTRICT
CAMBRIAN SITE CAP PROJECT FUND

MAY 1, 2022 - MAY 31, 2022

ACCOUNT NUMBER: [REDACTED]

Fixed Income Securities

Corporate Bonds continued

DESCRIPTION	% OF ACCOUNT	QUANTITY	ADJ PRICE/ ORIG PRICE	ADJ COST/ ORIG COST	CURRENT PRICE	CURRENT MARKET VALUE	UNREALIZED GAIN/LOSS	ESTIMATED		
								ACCRUED INTEREST	ANNUAL INCOME	ANNUAL YIELD (%)
ENTERGY LOUISIANA LLC SECURED COLLATERAL TR CALLABLE CPN 0.950% DUE 10/01/24 DTD 10/01/21 FC 04/01/22 CALL 10/01/22 @ 100.000 Moody A2 , S&P A CUSIP 29364WBK3 Acquired 03/03/22 S	0.95	50,000	97.79	48,906.50	94.7400	47,370.00	-1,536.50	79.17	475	1.00
Total Corporate Bonds	29.84	1,488,000		\$1,527,001.17 \$1,553,078.79		\$1,486,836.21	-\$40,164.96	\$10,102.35	\$43,604	2.93

^ Denotes bonds with a maturity date in the next 60 days. Please contact us for further investment opportunities or any assistance.

Taxable Municipal Bonds

DESCRIPTION	% OF ACCOUNT	QUANTITY	ADJ PRICE/ ORIG PRICE	ADJ COST/ ORIG COST	CURRENT PRICE	CURRENT MARKET VALUE	UNREALIZED GAIN/LOSS	ESTIMATED		
								ACCRUED INTEREST	ANNUAL INCOME	ANNUAL YIELD (%)
TULARE CNTY CA PENSION ^ OBLIG TXBL PENSION OBLI BDS 2018 REV B/E TXBL CPN 3.198% DUE 06/01/22 DTD 06/25/18 FC 12/01/18 Moody A1 , S&P AA- CUSIP 899154AU2 Acquired 05/20/19 L	0.80	40,000	100.00 102.56	40,000.00 41,032.60	100.0000	40,000.00	0.00	639.60	1,279	3.19
ANAHEIM CA CITY SCH DIST GO RFDG BDS 2014B G/O B/E TXBL CPN 3.605% DUE 08/01/22 DTD 03/26/14 FC 08/01/14 Moody AA3 , S&P AA- CUSIP 03254CGF1 Acquired 10/17/19 L		50,000	100.31 105.12	50,157.10 52,567.50		50,173.50	16.40			





Advisors

CAMBRIAN SCHOOL DISTRICT
CAMBRIAN SITE CAP PROJECT FUND

MAY 1, 2022 - MAY 31, 2022
ACCOUNT NUMBER: [REDACTED]

Fixed Income Securities

Taxable Municipal Bonds continued

DESCRIPTION	% OF ACCOUNT	QUANTITY	ADJ PRICE/ ORIG PRICE	ADJ COST/ ORIG COST	CURRENT PRICE	CURRENT MARKET VALUE	UNREALIZED GAIN/LOSS	ESTIMATED		
								ACCRUED INTEREST	ANNUAL INCOME	ANNUAL YIELD (%)
Acquired 10/21/19 L		25,000	100.31 105.05	25,077.97 26,271.50		25,086.75	8.78			
Total	1.51	75,000	\$100.31 \$105.11	\$75,235.07 \$78,839.00	100.3470	\$75,260.25	\$25.18	\$901.25	\$2,704	3.59
CHAFFEY CA JT UN HIGH SCH DIST RFDG TXBL G/O B/E TXBL CPN 3.437% DUE 08/01/22 DTD 03/19/14 FC 08/01/14 Moody AA1 , S&P AA- CUSIP 157411PG8 Acquired 12/24/19 L										
	0.20	10,000	100.27 104.19	10,027.91 10,426.60	100.3250	10,032.50	4.59	114.57	344	3.42
COAST CMNTY CLLG DIST CA FEDERALLY TXBL GO BDS 2016C G/O B/E TXBL CPN 1.775% DUE 08/01/22 DTD 08/31/16 FC 02/01/17 Moody AA1 , S&P AA+ CUSIP 190335HG7 Acquired 10/22/19 L										
	0.70	35,000	100.02 100.43	35,009.78 35,159.25	100.0300	35,010.50	0.72	207.08	621	1.77
CONTRA COSTA CNTY CA FIRE PROTN DIST PENSION OBLIG REV B/E NPFG TXBL CPN 5.060% DUE 08/01/22 DTD 07/28/05 FC 02/01/06 Moody A2 , S&P AA CUSIP 21224RAS5 Acquired 12/06/19 L										
	0.40	20,000	100.54 108.37	20,108.15 21,681.60	100.5860	20,117.20	9.05	337.33	1,012	5.03

CAMBRIAN SCHOOL DISTRICT
 CAMBRIAN SITE CAP PROJECT FUND

MAY 1, 2022 - MAY 31, 2022
 ACCOUNT NUMBER: [REDACTED]

Fixed Income Securities

Taxable Municipal Bonds continued

DESCRIPTION	% OF ACCOUNT	QUANTITY	ADJ PRICE/ ORIG PRICE	ADJ COST/ ORIG COST	CURRENT PRICE	CURRENT MARKET VALUE	UNREALIZED GAIN/LOSS	ESTIMATED		
								ACCRUED INTEREST	ANNUAL INCOME	ANNUAL YIELD (%)
LOS ANGELES CNTY CA PUB WKS FING AUTH LSE REVB MULTIPLE CAP I BAB TXBL CPN 6.091% DUE 08/01/22 DTD 11/23/10 FC 08/01/11 Moody AA2 , S&P AA+ CUSIP 54473ENR1 Acquired 04/03/19 L	0.71	35,000	100.59 111.34	35,206.76 38,978.80	100.7620	35,266.70	59.94	710.62	2,132	6.04
LOS ANGELES CA CMNTY CLLG DIST RFDG TXBL SER B G/O UNLTD B/E TXBL CPN 2.809% DUE 08/01/22 DTD 01/08/15 FC 08/01/15 Moody AAA , S&P AA+ CUSIP 54438CRH7 Acquired 11/12/19 L	1.01	50,000	100.20 103.18	50,100.02 51,599.50	100.2390	50,119.50	19.48	468.17	1,405	2.80
PLACENTIA YORBA LINDA CA USD QUALIFIED CONSTR Q TAX CR G/O UNLTD B/E CPN 5.310% DUE 08/01/22 DTD 06/02/10 FC 02/01/11 Moody AA2 , S&P AA- CUSIP 725894GA1 Acquired 10/29/19 L	0.91	45,000	100.61 109.79	45,276.96 49,415.65	100.6380	45,287.10	10.14	796.50	2,390	5.27
VERNON CA ELEC SYS REV RFDG TXBL SER A AGM CR CUS OID TXBL CPN 4.500% DUE 08/01/22 DTD 07/21/15 FC 02/01/16 Moody A1 , S&P AA CUSIP 924397DD1 Acquired 05/01/19 L		15,000	100.31 105.90	15,047.53 15,893.05		15,066.45	18.92			
Acquired 07/01/19 L		25,000	100.38 106.87	25,096.14 26,726.50		25,110.75	14.61			





Advisors

CAMBRIAN SCHOOL DISTRICT
CAMBRIAN SITE CAP PROJECT FUND

MAY 1, 2022 - MAY 31, 2022
ACCOUNT NUMBER: [REDACTED]

Fixed Income Securities

Taxable Municipal Bonds continued

DESCRIPTION	% OF ACCOUNT	QUANTITY	ADJ PRICE/ ORIG PRICE	ADJ COST/ ORIG COST	CURRENT PRICE	CURRENT MARKET VALUE	UNREALIZED GAIN/LOSS	ESTIMATED		
								ACCRUED INTEREST	ANNUAL INCOME	ANNUAL YIELD (%)
Total	0.81	40,000	\$100.35 \$106.54	\$40,143.67 \$42,619.55	100.4430	\$40,177.20	\$33.53	\$600.00	\$1,800	4.48
SAN MATEO CA UN HIGH SCH DIST RFDG TXBL SER B G/O B/E TXBL CPN 2.870% DUE 09/01/22 DTD 11/07/12 FC 03/01/13 Moody AAA , S&P AA+ CUSIP 799017KW7 Acquired 11/06/19 L										
	0.50	25,000	100.31 103.41	25,077.93 25,860.75	100.3910	25,097.75	19.82	179.38	718	2.85
SAN FRANCISCO CA CITY & CNTY PUB UTILS COMMN WTR REV BDS G GREEN BD B/E CPN 2.619% DUE 11/01/22 DTD 12/28/17 FC 05/01/18 Moody AA2 , S&P AA- CUSIP 79765R3U1 Acquired 08/03/21 S										
	0.50	25,000	100.97 102.85	25,242.68 25,720.75	100.3880	25,097.00	-145.68	54.56	655	2.60
SAN FRANCISCO CA CITY & CNTY PUB UTILS COMMN WTR REV IAM SER E BABS TXBL CPN 4.900% DUE 11/01/22 DTD 08/04/10 FC 11/01/10 Moody AA2 , S&P AA- CUSIP 79765RTD1 Acquired 03/01/19 L										
	0.41	20,000	100.90 107.60	20,181.57 21,527.00	101.3250	20,265.00	83.43	81.67	980	4.83
SANTA BARBARA CNTY CA SOLID WASTE SYS REV CTF PARTN TXBL COPS 2018C CPN 3.450% DUE 12/01/22 DTD 11/28/18 FC 06/01/19 Moody A1 , S&P AA CUSIP 80136PCZ4 Acquired 12/02/19 L										
	0.20	10,000	100.88 105.12	10,088.66 10,519.70	100.7260	10,072.60	-16.06	172.50	345	3.42

CAMBRIAN SCHOOL DISTRICT
 CAMBRIAN SITE CAP PROJECT FUND

MAY 1, 2022 - MAY 31, 2022

ACCOUNT NUMBER: [REDACTED]

Fixed Income Securities

Taxable Municipal Bonds continued

DESCRIPTION	% OF ACCOUNT	QUANTITY	ADJ PRICE/ ORIG PRICE	ADJ COST/ ORIG COST	CURRENT PRICE	CURRENT MARKET VALUE	UNREALIZED GAIN/LOSS	ESTIMATED		
								ACCRUED INTEREST	ANNUAL INCOME	ANNUAL YIELD (%)
RIVERSIDE CNTY CA PENSION OBLIG TXBL BDS 2020 REV B/E TXBL CPN 2.363% DUE 02/15/23 DTD 05/06/20 FC 08/15/20 Moody A1 , S&P AA CUSIP 76913CAX7 Acquired 05/04/21 L	0.80	40,000	101.38 103.45	40,553.25 41,389.00	99.6390	39,855.60	-697.65	278.31	945	2.37
UNIVERSITY CA REVS LTD PROJ SER F BABS ISSUER SUBSIDY B/E TAXABLE CPN 4.800% DUE 05/15/23 DTD 09/30/10 FC 05/15/11 Moody AA3 , S&P AA- CUSIP 91412GDX0 Acquired 10/10/19 L	0.21	10,000	102.70 109.83	10,270.86 10,990.70	102.1720	10,217.20	-53.66	21.33	480	4.69
UNIVERSITY CA REVS FOR PREVIOUS ISSUES SEE 91 412F TXBL GEN REV BDS CPN 2.617% DUE 05/15/23 DTD 05/18/17 FC 11/15/17 Moody AA2 , S&P AA CUSIP 91412GT39 Acquired 07/20/21 S	0.20	10,000	102.23 104.16	10,223.58 10,423.90	100.2230	10,022.30	-201.28	11.63	262	2.61
UNIVERSITY CA REVS RFDG TXBL GEN SER AG B/E TXBL CPN 2.750% DUE 05/15/23 DTD 03/14/13 FC 11/15/13 Moody AA2 , S&P AA CUSIP 91412GQE8 Acquired 02/28/22 S	0.20	10,000	101.55 101.88	10,155.90 10,195.90	100.3470	10,034.70	-121.20	12.22	275	2.74





Advisors

CAMBRIAN SCHOOL DISTRICT
CAMBRIAN SITE CAP PROJECT FUND

MAY 1, 2022 - MAY 31, 2022
ACCOUNT NUMBER: [REDACTED]

Fixed Income Securities

Taxable Municipal Bonds continued

DESCRIPTION	% OF ACCOUNT	QUANTITY	ADJ PRICE/ ORIG PRICE	ADJ COST/ ORIG COST	CURRENT PRICE	CURRENT MARKET VALUE	UNREALIZED GAIN/LOSS	ESTIMATED		
								ACCRUED INTEREST	ANNUAL INCOME	ANNUAL YIELD (%)
SAN FRAN CA CITY & CNTY SAFE NEIGHBORHD PKS SR D BABS G/O UT B/E TAXABLE CPN 5.200% DUE 06/15/23 DTD 03/24/10 FC 06/15/10 Moody AAA , S&P AAA CUSIP 797646NM4 Acquired 03/02/21 L	0.31	15,000	104.98 110.87	15,747.96 16,637.95	102.8950	15,434.25	-313.71	359.67	780	5.05
DIXON CA UNI SCH DIST TXBL GO RFDG BDS 2021 G/O B/E BAM TXBL CPN 0.495% DUE 08/01/23 DTD 02/04/21 FC 08/01/21 Moody A1 , S&P AA CUSIP 255651KX8 Acquired 05/05/21 L	1.27	65,000	100.20 100.38	65,135.64 65,259.20	97.4000	63,310.00	-1,825.64	107.25	322	0.50
GAVILAN CA JT CMNTY CLLG DIST TXBL GO RFDG BDS 2020 G/O B/E TXBL CPN 0.524% DUE 08/01/23 DTD 10/15/20 FC 02/01/21 Moody AA3 , S&P AA CUSIP 368079KB4 Acquired 05/20/21 L	0.20	10,000	100.16 100.23	10,016.31 10,030.50	97.7560	9,775.60	-240.71	17.47	52	0.53
PALO ALTO CA UNI SCH DIST RFDG TXBL G/O B/E TXBL CPN 2.741% DUE 08/01/23 DTD 08/14/12 FC 02/01/13 Moody AAA , S&P AAA CUSIP 697379UG8 Acquired 05/17/21 L	0.70	35,000	102.83 105.31	35,992.11 36,867.95	100.2610	35,091.35	-900.76	319.78	959	2.73

CAMBRIAN SCHOOL DISTRICT
 CAMBRIAN SITE CAP PROJECT FUND

MAY 1, 2022 - MAY 31, 2022
 ACCOUNT NUMBER: [REDACTED]

Fixed Income Securities

Taxable Municipal Bonds continued

DESCRIPTION	% OF ACCOUNT	QUANTITY	ADJ PRICE/ ORIG PRICE	ADJ COST/ ORIG COST	CURRENT PRICE	CURRENT MARKET VALUE	UNREALIZED GAIN/LOSS	ESTIMATED		
								ACCRUED INTEREST	ANNUAL INCOME	ANNUAL YIELD (%)
LANCASTER CA S/D RFDG TXBL ELCTN OF 2012 SER B G/O UNLTD OID B/E AGM CPN 3.200% DUE 08/01/23 DTD 04/03/13 FC 02/01/14 Moody A1 , S&P AA CUSIP 513804JC9 Acquired 05/15/19 L	0.50	25,000	100.80 102.75	25,200.33 25,695.50	100.5430	25,135.75	-64.58	266.67	800	3.18
LOS ANGELES CNTY CA PUB WKS FIN ATH LSE RV TXBL MULT CAP PJS I B BABS CPN 6.466% DUE 08/01/23 DTD 11/23/10 FC 08/01/11 Moody AA2 , S&P AA+ CUSIP 54473ENV2 Acquired 06/30/21 S	0.84	40,000	107.02 112.47	42,808.01 44,998.20	104.4450	41,778.00	-1,030.01	862.13	2,586	6.19
PALOMAR CA CMNTY CLLG DIST TXBL GO RFDG BDS 2020 G/O B/E TXBL CPN 0.580% DUE 08/01/23 DTD 11/03/20 FC 02/01/21 Moody AA2 , S&P AA CUSIP 697511FA6 Acquired 05/07/21 L	0.49	25,000	100.31 100.57	25,079.54 25,151.25	97.7420	24,435.50	-644.04	48.33	145	0.59
SACRAMENTO CA PENSION OBLG TAXABLE SER A REV B/E AGM TXBL CPN 6.420% DUE 08/01/23 DTD 09/28/11 FC 02/01/12 Moody A1 , S&P AA CUSIP 786056BB6 Acquired 07/18/19 L		15,000	104.70 115.67	15,705.71 17,358.10		15,676.50	-29.21			
Acquired 04/13/21 L		25,000	107.00 113.71	26,750.21 28,434.50		26,127.50	-622.71			





WELLS FARGO Advisors

CAMBRIAN SCHOOL DISTRICT
CAMBRIAN SITE CAP PROJECT FUND

MAY 1, 2022 - MAY 31, 2022
ACCOUNT NUMBER: [REDACTED]

Fixed Income Securities

Taxable Municipal Bonds continued

DESCRIPTION	% OF ACCOUNT	QUANTITY	ADJ PRICE/ ORIG PRICE	ADJ COST/ ORIG COST	CURRENT PRICE	CURRENT MARKET VALUE	UNREALIZED GAIN/LOSS	ESTIMATED		
								ACCRUED INTEREST	ANNUAL INCOME	ANNUAL YIELD (%)
Acquired 04/22/21 L		15,000	106.89 113.30	16,034.55 17,002.30		15,676.50	-358.05			
Acquired 05/12/21 L		30,000	106.94 113.13	32,084.95 33,947.50		31,353.00	-731.95			
Acquired 05/21/21 L		10,000	106.99 112.98	10,699.01 11,305.50		10,451.00	-248.01			
Acquired 06/16/21 S		10,000	106.90 112.43	10,690.00 11,250.70		10,451.00	-239.00			
Total	2.20	105,000	\$106.63 \$113.61	\$111,964.43 \$119,298.60	104.5100	\$109,735.50	-\$2,228.93	\$2,247.00	\$6,741	6.14
VERNON CA ELEC SYS REV RFDG TXBL SER A CUSTDL RCPT B/E OID AGM CPN 4.050% DUE 08/01/23 DTD 07/21/15 FC 02/01/16 Moody A1 , S&P AA CUSIP 924397DC3										
Acquired 05/19/21 L		50,000	104.13 107.74	52,068.16 53,880.50		50,628.00	-1,440.16			
Acquired 09/01/21 S		25,000	104.31 107.03	26,079.09 26,765.50		25,314.00	-765.09			
Total	1.52	75,000	\$104.19 \$107.52	\$78,147.25 \$80,646.00	101.2560	\$75,942.00	-\$2,205.25	\$1,012.50	\$3,038	4.00
SAN MATEO CA UN HIGH SCH DIST RFDG TXBL SER B G/O B/E TXBL CPN 3.070% DUE 09/01/23 DTD 11/07/12 FC 03/01/13 Moody AAA , S&P AA+ CUSIP 799017KX5										
Acquired 04/09/21 L	0.51	25,000	103.29 106.23	25,823.26 26,566.00	100.7670	25,191.75	-631.51	191.88	768	3.04

CAMBRIAN SCHOOL DISTRICT
 CAMBRIAN SITE CAP PROJECT FUND

MAY 1, 2022 - MAY 31, 2022

ACCOUNT NUMBER: [REDACTED]

Fixed Income Securities

Taxable Municipal Bonds continued

DESCRIPTION	% OF ACCOUNT	QUANTITY	ADJ PRICE/ ORIG PRICE	ADJ COST/ ORIG COST	CURRENT PRICE	CURRENT MARKET VALUE	UNREALIZED GAIN/LOSS	ESTIMATED		
								ACCRUED INTEREST	ANNUAL INCOME	ANNUAL YIELD (%)
PORT OAKLAND CA REV INTER LIEN RFDG REV BDS G B/E TXBL CPN 2.720% DUE 11/01/23 DTD 08/03/17 FC 11/01/17 Moody A2 , S&P A CUSIP 735000SN2 Acquired 06/23/21 S	0.50	25,000	103.12 105.14	25,781.90 26,294.00	99.6850	24,921.25	-860.65	56.67	680	2.72
SACRAMENTO CNTY CA SANTN DIST FING AUTH REV RFDG TXBL SER B B/E TXBL CPN 3.203% DUE 12/01/23 DTD 11/19/14 FC 06/01/15 Moody AA2 , S&P AA CUSIP 786134VD5 Acquired 05/26/21 L	0.20	10,000	104.29 107.10	10,429.96 10,717.80	100.6930	10,069.30	-360.66	160.15	320	3.18
OAKLAND CA PENSION OBLIG RFDG TXBL REV B/E OID TXBL CPN 4.350% DUE 12/15/23 DTD 07/30/12 FC 12/15/12 Moody AA2 , S&P AA CUSIP 672319CE8 Acquired 05/11/21 L	0.41	20,000	105.98 110.00	21,196.16 22,007.60	101.8510	20,370.20	-825.96	401.17	870	4.27
BAY AREA TOLL AUTH CA TOLL BRDG REV SAN FRANCISO TXBL BDS 2019 F CPN 2.254% DUE 04/01/24 DTD 09/26/19 FC 04/01/20 Moody AA3 , S&P AA CUSIP 072024WP3 Acquired 08/18/21 S	0.20	10,000	103.40 104.77	10,340.33 10,484.50	98.9910	9,899.10	-441.23	37.57	225	2.27





Advisors

CAMBRIAN SCHOOL DISTRICT
CAMBRIAN SITE CAP PROJECT FUND

MAY 1, 2022 - MAY 31, 2022

ACCOUNT NUMBER: [REDACTED]

Fixed Income Securities

Taxable Municipal Bonds continued

DESCRIPTION	% OF ACCOUNT	QUANTITY	ADJ PRICE/ ORIG PRICE	ADJ COST/ ORIG COST	CURRENT PRICE	CURRENT MARKET VALUE	UNREALIZED GAIN/LOSS	ESTIMATED		
								ACCRUED INTEREST	ANNUAL INCOME	ANNUAL YIELD (%)
CALIFORNIA ST TXBL VAR PURP GO BDS G/O UNLTD B/E TXBL CPN 3.000% DUE 04/01/24 DTD 04/04/19 FC 10/01/19 Moody AA2 , S&P AA- CUSIP 13063DLZ9 Acquired 06/28/21 S	0.50	25,000	104.85 107.25	26,213.66 26,819.50	99.9580	24,989.50	-1,224.16	125.00	750	3.00
PORT OAKLAND CA REV SR LIEN RFDG TXBL BDS 2020 R B/E TXBL CPN 1.081% DUE 05/01/24 DTD 12/03/20 FC 05/01/21 Moody A1 , S&P A+ CUSIP 735000TL5 Acquired 07/23/21 S	0.97	50,000	101.16 101.65	50,581.86 50,836.50	96.1870	48,093.50	-2,488.36	45.04	541	1.12
UNIVERSITY CA REVS 91412H GEN REV BDS 2013 AG B/E TXBL CPN 2.900% DUE 05/15/24 DTD 03/14/13 FC 11/15/13 Moody AA2 , S&P AA CUSIP 91412GQF5 Acquired 08/30/21 S	0.50	25,000	105.01 106.90	26,254.68 26,733.75	99.9770	24,994.25	-1,260.43	32.22	725	2.90
UNIVERSITY CA REVS LTD PROJ BDS 2017N B/E TXBL CPN 2.719% DUE 05/15/24 DTD 09/28/17 FC 05/15/18 Moody AA3 , S&P AA- CUSIP 91412G2V6 Acquired 05/13/21 L	0.40	20,000	104.47 106.80	20,895.43 21,368.20	99.4480	19,889.60	-1,005.83	24.17	544	2.73

CAMBRIAN SCHOOL DISTRICT
 CAMBRIAN SITE CAP PROJECT FUND

MAY 1, 2022 - MAY 31, 2022
 ACCOUNT NUMBER: [REDACTED]

Fixed Income Securities

Taxable Municipal Bonds continued

DESCRIPTION	% OF ACCOUNT	QUANTITY	ADJ PRICE/ ORIG PRICE	ADJ COST/ ORIG COST	CURRENT PRICE	CURRENT MARKET VALUE	UNREALIZED GAIN/LOSS	ESTIMATED		
								ACCRUED INTEREST	ANNUAL INCOME	ANNUAL YIELD (%)
UNIVERSITY CA REVS TXBL GEN BDS 2020 BF B/E TXBL CPN 0.833% DUE 05/15/24 DTD 07/16/20 FC 11/15/20 Moody AA2 , S&P AA CUSIP 91412HFL2 Acquired 06/29/21 S	0.19	10,000	100.52 100.70	10,052.71 10,077.20	96.0810	9,608.10	-444.61	3.70	83	0.86
UNIV OF CALIFORNIA CA REVS TXBL SER AN B/E CPN 3.638% DUE 05/15/24 DTD 04/10/14 FC 11/15/14 Moody AA2 , S&P AA CUSIP 91412GV88 Acquired 10/15/21 S		30,000	106.14 108.05	31,844.97 32,423.20		30,410.10	-1,434.87			
Acquired 10/21/21 S		25,000	106.00 107.81	26,502.47 26,960.25		25,341.75	-1,160.72			
Total	1.12	55,000	\$106.08 \$107.96	\$58,347.44 \$59,383.45	101.3670	\$55,751.85	-\$2,595.59	\$88.93	\$2,001	3.59
UNIVERSITY CA REVS RFDG TXBL GEN SER AS B/E CPN 2.337% DUE 05/15/24 DTD 04/20/16 FC 11/15/16 Moody AA2 , S&P AA CUSIP 91412GD85 Acquired 06/29/21 S	0.99	50,000	103.81 105.57	51,905.64 52,794.00	98.9150	49,457.50	-2,448.14	51.93	1,169	2.36
UNIVERSITY CA REVS TXBL GEN SER AP B/E TXBL CPN 3.059% DUE 05/15/24 DTD 03/25/15 FC 11/15/15 Moody AA2 , S&P AA CUSIP 91412GXA8 Acquired 06/01/21 S		20,000	105.28 107.92	21,056.87 21,591.60		20,055.20	-1,001.67			
Acquired 07/01/21 S		55,000	105.11 107.45	57,815.12 59,106.70		55,151.80	-2,663.32			





Advisors

CAMBRIAN SCHOOL DISTRICT
CAMBRIAN SITE CAP PROJECT FUND

MAY 1, 2022 - MAY 31, 2022
ACCOUNT NUMBER: [REDACTED]

Fixed Income Securities

Taxable Municipal Bonds continued

DESCRIPTION	% OF ACCOUNT	QUANTITY	ADJ PRICE/ ORIG PRICE	ADJ COST/ ORIG COST	CURRENT PRICE	CURRENT MARKET VALUE	UNREALIZED GAIN/LOSS	ESTIMATED		
								ACCRUED INTEREST	ANNUAL INCOME	ANNUAL YIELD (%)
Acquired 07/09/21 S		10,000	105.42 107.80	10,542.99 10,787.30		10,027.60	-515.39			
Total	1.71	85,000	\$105.19 \$107.63	\$89,414.98 \$91,485.60	100.2760	\$85,234.60	-\$4,180.38	\$115.56	\$2,600	3.05
CALIFORNIA HLTH FACS FING AUTH REV TXBL NO PLACE LIKE HM PG SR B/E CPN 0.752% DUE 06/01/24 DTD 11/04/20 FC 12/01/20 Moody AA3 , S&P AA- CUSIP 13032UXL7										
Acquired 05/24/21 L	0.57	30,000	100.73 101.08	30,220.08 30,331.00	95.3460	28,603.80	-1,616.28	112.80	226	0.78
CHAFFEY CMNTY CLLG DIST CA RFDG TXBL SER B G/O B/E TXBL CPN 3.525% DUE 06/01/24 DTD 10/16/14 FC 12/01/14 Moody AA2 , S&P AA CUSIP 157432JR7										
Acquired 06/22/21 S	1.02	50,000	106.17 109.03	53,087.42 54,523.50	101.4470	50,723.50	-2,363.92	881.25	1,763	3.47
LOS ANGELES CNTY CA MET TRANSN AUTH SALES TAX TAXABLE MEASURE R SR CPN 4.930% DUE 06/01/24 DTD 11/16/10 FC 06/01/11 Moody AA1 , S&P AAA CUSIP 5447122J0										
Acquired 06/09/21 S	0.31	15,000	108.83 113.05	16,325.24 16,964.80	104.0000	15,600.00	-725.24	369.75	740	4.74

CAMBRIAN SCHOOL DISTRICT
 CAMBRIAN SITE CAP PROJECT FUND

MAY 1, 2022 - MAY 31, 2022

ACCOUNT NUMBER: [REDACTED]

Fixed Income Securities

Taxable Municipal Bonds continued

DESCRIPTION	% OF ACCOUNT	QUANTITY	ADJ PRICE/ ORIG PRICE	ADJ COST/ ORIG COST	CURRENT PRICE	CURRENT MARKET VALUE	UNREALIZED GAIN/LOSS	ESTIMATED		
								ACCRUED INTEREST	ANNUAL INCOME	ANNUAL YIELD (%)
COLTON CA JT UNI SCH DIST TXBL GO RFDG BDS 2020 G/O B/E AGM TXBL CPN 0.882% DUE 08/01/24 DTD 10/28/20 FC 02/01/21 Moody AA3 , S&P AA CUSIP 197036PK6 Acquired 06/16/21 S	0.48	25,000	101.05 101.49	25,264.95 25,380.75	95.5070	23,876.75	-1,388.20	73.50	221	0.92
GAVILAN CA JT CMNTY CLLG DIST TXBL GO RFDG BDS 2020 G/O B/E TXBL CPN 0.739% DUE 08/01/24 DTD 10/15/20 FC 02/01/21 Moody AA3 , S&P AA CUSIP 368079KC2 Acquired 05/10/21 L	0.38	20,000	100.52 100.73	20,104.46 20,154.80	95.4600	19,092.00	-1,012.46	49.27	148	0.77
FONTANA CA UNI SCH DIST TXBL GO RFDG BDS 2020 G/O B/E TXBL CPN 0.840% DUE 08/01/24 DTD 07/30/20 FC 02/01/21 Moody AA3 , S&P A+ CUSIP 344640WH6 Acquired 06/03/21 S		15,000	100.97	15,146.54		14,289.90	-856.64			
Acquired 09/08/21 S		65,000	100.93 101.23	65,606.65 65,808.45		61,922.90	-3,683.75			
Total	1.53	80,000	\$100.94 \$101.27	\$80,753.19 \$81,021.10	95.2660	\$76,212.80	-\$4,540.39	\$224.00	\$672	0.88





Advisors

CAMBRIAN SCHOOL DISTRICT
CAMBRIAN SITE CAP PROJECT FUND

MAY 1, 2022 - MAY 31, 2022
ACCOUNT NUMBER: [REDACTED]

Fixed Income Securities

Taxable Municipal Bonds continued

DESCRIPTION	% OF ACCOUNT	QUANTITY	ADJ PRICE/ ORIG PRICE	ADJ COST/ ORIG COST	CURRENT PRICE	CURRENT MARKET VALUE	UNREALIZED GAIN/LOSS	ESTIMATED		
								ACCRUED INTEREST	ANNUAL INCOME	ANNUAL YIELD (%)
FREMONT CA UNI SCH DIST ALAMEDA CNTY TXBL GO RFDG BDS 2021 G/O B/E CPN 0.474% DUE 08/01/24 DTD 02/11/21 FC 08/01/21 Moody AA2 , S&P AA- CUSIP 357155AX8 Acquired 02/08/22 S	0.19	10,000	97.64	9,771.20	94.9080	9,490.80	-280.40	15.80	47	0.49
PALO ALTO CA UNI SCH DIST RFDG TXBL G/O B/E TXBL CPN 2.891% DUE 08/01/24 DTD 08/14/12 FC 02/01/13 Moody AAA , S&P AAA CUSIP 697379UH6 Acquired 07/06/21 S	0.50	25,000	105.52 107.77	26,380.97 26,950.00	99.9320	24,983.00	-1,397.97	240.92	723	2.89
MARIN CA CMNTY CLLG DIST GO BDS A 1 G/O B/E TXBL CPN 2.932% DUE 08/01/24 DTD 12/06/16 FC 02/01/17 Moody AAA , S&P AAA CUSIP 56781RGR2 Acquired 07/12/21 S	1.00	50,000	105.67 107.96	52,838.91 53,987.50	99.5050	49,752.50	-3,086.41	488.67	1,466	2.94
NAPA VLY CA UNI SCH DIST RFDG TXBL SER D G/O B/E TXBL CPN 2.620% DUE 08/01/24 DTD 03/09/16 FC 08/01/16 Moody AA3 , S&P A+ CUSIP 630362AJ0 Acquired 06/24/21 S	0.50	25,000	104.53 106.42	26,133.05 26,613.00	99.1190	24,779.75	-1,353.30	218.33	655	2.64

CAMBRIAN SCHOOL DISTRICT
 CAMBRIAN SITE CAP PROJECT FUND

MAY 1, 2022 - MAY 31, 2022
 ACCOUNT NUMBER: [REDACTED]

Fixed Income Securities

Taxable Municipal Bonds continued

DESCRIPTION	% OF ACCOUNT	QUANTITY	ADJ PRICE/ ORIG PRICE	ADJ COST/ ORIG COST	CURRENT PRICE	CURRENT MARKET VALUE	UNREALIZED GAIN/LOSS	ESTIMATED		
								ACCRUED INTEREST	ANNUAL INCOME	ANNUAL YIELD (%)
PALOMAR CA CMNTY CLLG DIST TXBL GO RFDG BDS 2020 G/O B/E TXBL CPN 0.794% DUE 08/01/24 DTD 11/03/20 FC 02/01/21 Moody AA2 , S&P AA CUSIP 697511FB4 Acquired 07/14/21 S										
	0.48	25,000	100.99 101.36	25,248.07 25,347.75	95.3720	23,843.00	-1,405.07	66.17	199	0.83
RIVERSIDE CA CMNTY CLLG DIST RFDG TXBL SER B G/O B/E TXBL CPN 3.610% DUE 08/01/24 DTD 05/29/14 FC 08/01/14 Moody AA1 , S&P AA CUSIP 76886PFF5 Acquired 05/14/21 L										
		15,000	106.68 109.80	16,002.69 16,478.35		15,152.40	-850.29			
Acquired 06/14/21 S		20,000	106.78 109.73	21,357.57 21,953.80		20,203.20	-1,154.37			
Total	0.71	35,000	\$106.74 \$109.80	\$37,360.26 \$38,432.15	101.0160	\$35,355.60	-\$2,004.66	\$421.17	\$1,264	3.57
SACRAMENTO CNTY CA PENSION OBLG TAXABLE SER B REV B/E AGM CPN 6.625% DUE 08/01/24 DTD 10/13/11 FC 02/01/12 Moody A1 , S&P AA CUSIP 786091AF5 Acquired 06/07/21 S										
		30,000	113.18 119.06	33,954.34 35,725.00		32,215.20	-1,739.14			
Acquired 09/10/21 S		50,000	112.76 116.92	56,384.94 58,468.50		53,692.00	-2,692.94			
Total	1.72	80,000	\$112.92 \$117.74	\$90,339.28 \$94,193.50	107.3840	\$85,907.20	-\$4,432.08	\$1,766.67	\$5,300	6.17





Advisors

CAMBRIAN SCHOOL DISTRICT
CAMBRIAN SITE CAP PROJECT FUND

MAY 1, 2022 - MAY 31, 2022

ACCOUNT NUMBER: [REDACTED]

Fixed Income Securities

Taxable Municipal Bonds continued

DESCRIPTION	% OF ACCOUNT	QUANTITY	ADJ PRICE/ ORIG PRICE	ADJ COST/ ORIG COST	CURRENT PRICE	CURRENT MARKET VALUE	UNREALIZED GAIN/LOSS	ESTIMATED		
								ACCRUED INTEREST	ANNUAL INCOME	ANNUAL YIELD (%)
SAN BERNARDINO CA CMNTY										
CLLG DIST TXBL GO RFDG										
BDS 2020 G/O B/E TXBL										
CPN 0.942% DUE 08/01/24										
DTD 07/07/20 FC 08/01/20										
Moody AA1 , S&P AA										
CUSIP 796720NQ9										
Acquired 06/11/21 S		30,000	101.26	30,379.98		28,704.00	-1,675.98			
			101.80	30,547.60						
Acquired 02/14/22 S		15,000	98.06	14,716.60		14,352.00	-364.60			
Total	0.86	45,000	\$100.21	\$45,096.58	95.6800	\$43,056.00	-\$2,040.58	\$141.30	\$424	0.98
			\$100.58	\$45,264.20						
STATE CENTER CA CMNTY										
CLLG DIST ELECTION OF										
2016 TXBL GO RFDG BDS										
CPN 0.800% DUE 08/01/24										
DTD 10/01/20 FC 02/01/21										
Moody AA1 , S&P AA										
CUSIP 856597HU6										
Acquired 02/02/22 S	0.96	50,000	98.88	49,448.50	95.8910	47,945.50	-1,503.00	133.33	400	0.83
SIERRA CA JT CMNTY CLLG										
DIST RFDG TXBL GO BDS										
SCH FACS IMPT 2 2021 B										
CPN 0.354% DUE 08/01/24										
DTD 03/09/21 FC 08/01/21										
Moody AA1 , S&P AA										
CUSIP 826239GH2										
Acquired 07/08/21 S	0.38	20,000	99.85	19,978.60	94.4570	18,891.40	-1,087.20	23.60	71	0.37
VERNON CA ELEC SYS REV										
RFDG TXBL SER A AGM CR										
CUS OID										
CPN 4.800% DUE 08/01/24										
DTD 07/21/15 FC 02/01/16										
Moody A1 , S&P AA										
CUSIP 924397DF6										
Acquired 08/20/21 S	0.52	25,000	108.99	27,249.43	102.7890	25,697.25	-1,552.18	400.00	1,200	4.66
			112.13	28,041.25						

CAMBRIAN SCHOOL DISTRICT
CAMBRIAN SITE CAP PROJECT FUND

MAY 1, 2022 - MAY 31, 2022

ACCOUNT NUMBER: [REDACTED]

Fixed Income Securities

Taxable Municipal Bonds continued

DESCRIPTION	% OF ACCOUNT	QUANTITY	ADJ PRICE/ ORIG PRICE	ADJ COST/ ORIG COST	CURRENT PRICE	CURRENT MARKET VALUE	UNREALIZED GAIN/LOSS	ESTIMATED		
								ACCRUED INTEREST	ANNUAL INCOME	ANNUAL YIELD (%)
SAN MATEO CA UN HIGH SCH DIST RFDG TXBL SER B G/O B/E TXBL CPN 3.220% DUE 09/01/24 DTD 11/07/12 FC 03/01/13 Moody AAA , S&P AA+ CUSIP 799017KY3 Acquired 06/08/21 S										
	0.40	20,000	106.30 108.99	21,261.74 21,805.00	100.8220	20,164.40	-1,097.34	161.00	644	3.19
RANCHO SANTIAGO CA CMNTY CLLG DIST TXBL GO RFDG BDS 2020 A 1 G/O B/E CPN 0.634% DUE 09/01/24 DTD 09/02/20 FC 03/01/21 Moody AA2 , S&P AA CUSIP 752147HH4 Acquired 12/16/21 S Acquired 02/08/22 S										
		25,000	99.82	24,962.25		23,651.50	-1,310.75			
		10,000	97.92	9,799.60		9,460.60	-339.00			
Total	0.66	35,000	\$99.31	\$34,761.85	94.6060	\$33,112.10	-\$1,649.75	\$55.48	\$222	0.67
SAN FRANCISCO CA CITY & CNTY PUB UTILS COMMN REV WSTEWTR TXBL SR-B BABS CPN 4.900% DUE 10/01/24 DTD 06/08/10 FC 10/01/10 Moody AA2 , S&P AA CUSIP 79768HAC2 Acquired 06/18/21 S										
	0.52	25,000	109.80 113.69	27,451.83 28,430.75	104.4600	26,115.00	-1,336.83	204.17	1,225	4.69
SAN FRANCISCO CA CITY & CNTY PUB UTILS COMMN WTR REV RFDG TXBL BDS 2020 CPN 0.723% DUE 11/01/24 DTD 10/21/20 FC 05/01/21 Moody AA2 , S&P AA- CUSIP 79771FAX5 Acquired 03/15/22 S										
	0.95	50,000	97.23	48,624.00	94.9130	47,456.50	-1,167.50	30.13	362	0.76





WELLS FARGO Advisors

CAMBRIAN SCHOOL DISTRICT
CAMBRIAN SITE CAP PROJECT FUND

MAY 1, 2022 - MAY 31, 2022
ACCOUNT NUMBER: [REDACTED]

Fixed Income Securities

Taxable Municipal Bonds continued

DESCRIPTION	% OF ACCOUNT	QUANTITY	ADJ PRICE/ ORIG PRICE	ADJ COST/ ORIG COST	CURRENT PRICE	CURRENT MARKET VALUE	UNREALIZED GAIN/LOSS	ESTIMATED		
								ACCRUED INTEREST	ANNUAL INCOME	ANNUAL YIELD (%)
CALIFORNIA STWIDE CMNTYS DEV AUTH REV TXBL RFDG BDS CA INDEP SYS CPN 0.732% DUE 02/01/25 DTD 01/26/21 FC 08/01/21 Moody A1 , S&P A+ CUSIP 13080SZL1 Acquired 04/15/21 L	0.93	50,000	100.05 100.05	50,025.17 50,035.50	92.7560	46,378.00	-3,647.17	122.00	366	0.78
UNIVERSITY CA REVS TXBL GEN BDS 2020 BF B/E TXBL CPN 0.933% DUE 05/15/25 DTD 07/16/20 FC 11/15/20 Moody AA2 , S&P AA CUSIP 91412HFM0 Acquired 05/17/22 S	0.94	50,000	93.88	46,948.00	93.8240	46,912.00	-36.00	20.73	467	0.99
UNIVERSITY CA REVS TXBL GEN SER AP B/E TXBL CPN 3.159% DUE 05/15/25 DTD 03/25/15 FC 11/15/15 Moody AA2 , S&P AA CUSIP 91412GXB6 Acquired 03/22/22 S	1.00	50,000	101.99 102.10	50,998.40 51,058.00	100.0540	50,027.00	-971.40	70.20	1,580	3.15
UNIVERSITY CA REVS RFDG TXBL LTD PROJ SER J B/E TXBL CPN 3.359% DUE 05/15/25 DTD 03/25/15 FC 11/15/15 Moody AA3 , S&P AA- CUSIP 91412GXQ3 Acquired 05/17/22 S	0.40	20,000	100.50 100.47	20,100.51 20,101.60	100.1940	20,038.80	-61.71	29.86	672	3.35
Total Taxable Municipal Bonds	44.26	2,215,000		\$2,276,004.03 \$2,334,701.80		\$2,205,056.20	-\$70,947.83	\$18,481.61	\$66,096	3.00

^ Denotes bonds with a maturity date in the next 60 days. Please contact us for further investment opportunities or any assistance.

CAMBRIAN SCHOOL DISTRICT
 CAMBRIAN SITE CAP PROJECT FUND

MAY 1, 2022 - MAY 31, 2022

ACCOUNT NUMBER: [REDACTED]

Fixed Income Securities

Certificates of Deposit

Long-term certificates of deposit (maturity beyond one year from date of issue) are priced using a market value pricing model.

DESCRIPTION	% OF ACCOUNT	QUANTITY	ADJ PRICE/ ORIG PRICE	ADJ COST/ ORIG COST	CURRENT PRICE	CURRENT MARKET VALUE	UNREALIZED GAIN/LOSS	ESTIMATED		
								ACCRUED INTEREST	ANNUAL INCOME	ANNUAL YIELD (%)
CAPITAL ONE NA CD ^ MCLEAN VA ACT/365 FDIC INSURED CPN 2.400% DUE 06/07/22 DTD 06/07/17 FC 12/07/17 CUSIP 14042RGE5 Acquired 06/24/19 L	0.40	20,000	100.00 100.28	20,000.43 20,063.40	100.0200	20,004.00	3.57	231.46	480	2.39
SALLIE MAE BANK CD ^ SALT LAKE CTY UT ACT/365 FDIC INSD CPN 2.250% DUE 06/27/22 DTD 06/26/19 FC 12/26/19 CUSIP 7954503Q6 Acquired 06/28/19 L	0.34	17,000	100.00 100.00	17,000.18 17,007.00	100.0850	17,014.45	14.27	164.53	383	2.24
ALLY BANK CD MIDVALE UT ACT/365 FDIC INSD CPN 2.150% DUE 08/01/22 DTD 08/01/19 FC 02/01/20 CUSIP 02007GKY8 Acquired 07/29/19 L	0.50	25,000	100.00	25,000.00	100.1790	25,044.75	44.75	176.71	538	2.14
ALLY BANK CD MIDVALE UT ACT/365 FDIC INSD CPN 2.150% DUE 08/08/22 DTD 08/08/19 FC 02/08/20 CUSIP 02007GLA9 Acquired 07/31/19 L	1.01	50,000	100.00	50,000.00	100.2000	50,100.00	100.00	332.81	1,075	2.14





Advisors

CAMBRIAN SCHOOL DISTRICT
CAMBRIAN SITE CAP PROJECT FUND

MAY 1, 2022 - MAY 31, 2022
ACCOUNT NUMBER: [REDACTED]

Fixed Income Securities

Certificates of Deposit continued

DESCRIPTION	% OF ACCOUNT	QUANTITY	ADJ PRICE/ ORIG PRICE	ADJ COST/ ORIG COST	CURRENT PRICE	CURRENT MARKET VALUE	UNREALIZED GAIN/LOSS	ESTIMATED		
								ACCRUED INTEREST	ANNUAL INCOME	ANNUAL YIELD (%)
SYNCHRONY BANK CD DRAPER UT ACT/365 FDIC INSD CPN 2.800% DUE 03/23/23 DTD 03/23/18 FC 09/23/18 CUSIP 87165HVL1 Acquired 03/01/21 L	0.14	7,000	102.09 105.19	7,146.83 7,370.93	100.8090	7,056.63	-90.20	37.59	196	2.77
ENERBANK USA CD SALT LAKE CTY UT ACT/365 FDIC INSD CPN 1.950% DUE 03/27/23 DTD 09/27/19 FC 10/27/19 CUSIP 29278TLW8 Acquired 03/22/21 L	0.52	26,000	101.36 103.30	26,355.43 26,866.56	100.1080	26,028.08	-327.35	6.95	507	1.94
WELLS FARGO BANK NA CD SIOUX FALLS SD ACT/365 FDIC INSD CPN 2.850% DUE 03/27/23 DTD 03/27/19 FC 04/27/19 CUSIP 949763YV2 Acquired 03/22/21 L	0.30	15,000	102.07 105.01	15,311.60 15,759.55	100.8450	15,126.75	-184.85	5.86	428	2.82
WELLS FARGO BANK NA CD SIOUX FALLS SD ACT/365 FDIC INSD CPN 2.750% DUE 04/10/23 DTD 04/10/19 FC 05/10/19 CUSIP 949763YY6 Acquired 05/07/21 L	0.51	25,000	102.16 104.77	25,540.33 26,200.75	100.7390	25,184.75	-355.58	41.44	688	2.72

CAMBRIAN SCHOOL DISTRICT
 CAMBRIAN SITE CAP PROJECT FUND

MAY 1, 2022 - MAY 31, 2022

ACCOUNT NUMBER: [REDACTED]

Fixed Income Securities

Certificates of Deposit continued

DESCRIPTION	% OF ACCOUNT	QUANTITY	ADJ PRICE/ ORIG PRICE	ADJ COST/ ORIG COST	CURRENT PRICE	CURRENT MARKET VALUE	UNREALIZED GAIN/LOSS	ESTIMATED		
								ACCRUED INTEREST	ANNUAL INCOME	ANNUAL YIELD (%)
SALLIE MAE BANK CD SALT LAKE CTY UT ACT/365 FDIC INSD CPN 3.250% DUE 06/06/23 DTD 06/06/18 FC 12/06/18 CUSIP 795450R64 Acquired 04/12/21 L	0.30	15,000	103.00 106.28	15,450.62 15,949.60	101.1130	15,166.95	-283.67	236.41	488	3.21
BMW BK N AMERICA CD SALT LAKE CTY UT ACT/365 FDIC INSD CPN 0.350% DUE 04/23/24 DTD 04/23/21 FC 10/23/21 CUSIP 05580AZP2 Acquired 04/19/21 L	1.44	75,000	100.00	75,000.00	95.5350	71,651.25	-3,348.75	28.05	263	0.36
SALLIE MAE BANK/SALT CD SALT LAKE CTY UT ACT/365 FDIC INSD CPN 0.550% DUE 07/22/24 DTD 07/21/21 FC 01/21/22 CUSIP 795451AA1 Acquired 07/20/21 S	1.14	60,000	100.27 100.37	60,164.77 60,230.20	94.9780	56,986.80	-3,177.97	118.43	330	0.57
CAPITAL ONE BK USA NA CD MCLEAN VA ACT/365 FDIC INSD CPN 2.200% DUE 07/24/24 DTD 07/24/19 FC 01/24/20 CUSIP 14042TBF3 Acquired 07/30/21 S	0.44	22,000	103.87 105.31	22,852.36 23,177.18	98.5890	21,689.58	-1,162.78	169.74	484	2.23
CIT BANK CD SALT LKE CITY UT ACT/365 FDIC INSURED CPN 3.250% DUE 07/30/24 DTD 07/30/14 FC 01/30/15 CUSIP 17284CS21 Acquired 07/26/21 S	0.40	20,000	105.83 108.05	21,167.86 21,617.20	100.7600	20,152.00	-1,015.86	217.26	650	3.22





Advisors

CAMBRIAN SCHOOL DISTRICT
CAMBRIAN SITE CAP PROJECT FUND

MAY 1, 2022 - MAY 31, 2022
ACCOUNT NUMBER: [REDACTED]

Fixed Income Securities

Certificates of Deposit continued

DESCRIPTION	% OF ACCOUNT	QUANTITY	ADJ PRICE/ ORIG PRICE	ADJ COST/ ORIG COST	CURRENT PRICE	CURRENT MARKET VALUE	UNREALIZED GAIN/LOSS	ESTIMATED		
								ACCRUED INTEREST	ANNUAL INCOME	ANNUAL YIELD (%)
TEXAS EXCHANGE BK SSB CD CROWLEY TX ACT/365 CALLABLE FDIC INSD CPN 0.500% DUE 07/30/24 DTD 07/30/21 FC 08/30/21 CALL 06/30/22 @ 100.000 CUSIP 88241TTL57 Acquired 07/26/21 S	0.95	50,000	100.00	50,000.00	94.9980	47,499.00	-2,501.00	1.38	250	0.52
GOLDMAN SACHS BK USA CD NEW YORK NY ACT/365 FDIC INSD CPN 0.600% DUE 08/12/24 DTD 08/11/21 FC 02/11/22 CUSIP 38149MXZ1 Acquired 08/02/21 S	0.95	50,000	100.00	50,000.00	95.1430	47,571.50	-2,428.50	90.41	300	0.63
UBS BANK USA CD SALT LAKE CTY UT ACT/365 FDIC INSD CPN 0.550% DUE 08/12/24 DTD 08/11/21 FC 09/11/21 CUSIP 90348JR85 Acquired 08/02/21 S	0.95	50,000	100.00	50,000.00	95.0150	47,507.50	-2,492.50	15.82	275	0.57
CAPITAL ONE BK USA NA CD GLEN ALLEN VA ACT/365 FDIC INSD CPN 2.100% DUE 08/14/24 DTD 08/14/19 FC 02/14/20 CUSIP 14042TBT3 Acquired 08/09/21 S	0.39	20,000	103.72 105.03	20,744.84 21,013.60	98.3140	19,662.80	-1,082.04	123.12	420	2.13
SYNCHRONY BANK CD DRAPER UT ACT/365 FDIC INSURED CPN 3.300% DUE 08/22/24 DTD 08/22/14 FC 02/23/15 CUSIP 87165CCR0 Acquired 08/10/21 S	1.21	60,000	106.36 108.61	63,818.36 65,177.20	100.8610	60,516.60	-3,301.76	537.05	1,980	3.27

CAMBRIAN SCHOOL DISTRICT
CAMBRIAN SITE CAP PROJECT FUND

MAY 1, 2022 - MAY 31, 2022

ACCOUNT NUMBER: [REDACTED]

Fixed Income Securities

Certificates of Deposit continued

DESCRIPTION	% OF ACCOUNT	QUANTITY	ADJ PRICE/ ORIG PRICE	ADJ COST/ ORIG COST	CURRENT PRICE	CURRENT MARKET VALUE	UNREALIZED GAIN/LOSS	ESTIMATED		
								ACCRUED INTEREST	ANNUAL INCOME	ANNUAL YIELD (%)
UBS BANK USA CD SALT LAKE CTY UT ACT/365 FDIC INSD CPN 0.550% DUE 08/26/24 DTD 08/25/21 FC 09/25/21 CUSIP 90348JS43 Acquired 08/16/21 S	1.41	74,000	100.00	74,000.00	94.9120	70,234.88	-3,765.12	7.81	407	0.57
BMW BK N AMERICA CD SALT LAKE CTY UT ACT/365 FDIC INSD CPN 1.700% DUE 09/04/24 DTD 03/04/22 FC 09/04/22 CUSIP 05580AK29 Acquired 03/09/22 S		20,000	100.48	20,097.66		19,474.80	-622.86			
Acquired 03/29/22 S		18,000	100.50 99.06	20,107.00 17,837.80		17,527.32	-310.48			
Total	0.74	38,000	\$99.83 \$99.85	\$37,935.46 \$37,944.80	97.3740	\$37,002.12	-\$933.34	\$157.52	\$646	1.75
UBS BANK USA CD SALT LAKE CTY UT ACT/365 FDIC INSD CPN 0.650% DUE 09/09/24 DTD 09/09/21 FC 10/09/21 CUSIP 90348JS84 Acquired 03/16/22 S	0.48	25,000	97.43	24,365.25	95.0360	23,759.00	-606.25	10.25	163	0.68
SYNCHRONY BANK CD DRAPER UT ACT/365 FDIC INSURED CPN 3.150% DUE 10/03/24 DTD 10/03/14 FC 04/03/15 CUSIP 87164WDW5 Acquired 03/01/22 S	0.50	25,000	103.55 103.89	25,889.39 25,980.00	100.5130	25,128.25	-761.14	127.30	788	3.13





Advisors

CAMBRIAN SCHOOL DISTRICT
CAMBRIAN SITE CAP PROJECT FUND

MAY 1, 2022 - MAY 31, 2022
ACCOUNT NUMBER: [REDACTED]

Fixed Income Securities

Certificates of Deposit continued

DESCRIPTION	% OF ACCOUNT	QUANTITY	ADJ PRICE/ ORIG PRICE	ADJ COST/ ORIG COST	CURRENT PRICE	CURRENT MARKET VALUE	UNREALIZED GAIN/LOSS	ESTIMATED		
								ACCRUED INTEREST	ANNUAL INCOME	ANNUAL YIELD (%)
STATE BANK OF INDIA CD NEW YORK NY ACT/365 FDIC INSURED CPN 3.250% DUE 10/17/24 DTD 10/17/14 FC 04/17/15 CUSIP 8562842T0 Acquired 04/12/22 S	1.00	50,000	102.32 102.43	51,163.74 51,225.00	99.9540	49,977.00	-1,186.74	200.34	1,625	3.25
UBS BANK USA CD SALT LAKE CTY UT ACT/365 FDIC INSD CPN 0.650% DUE 10/21/24 DTD 10/20/21 FC 11/20/21 CUSIP 90348JU73 Acquired 10/13/21 S	1.14	60,000	100.00	60,000.00	94.7370	56,842.20	-3,157.80	12.82	390	0.68
GOLDMAN SACHS BK USA CD NEW YORK NY ACT/365 FDIC INSD CPN 2.500% DUE 10/28/24 DTD 04/27/22 FC 10/27/22 CUSIP 38149M5M1 Acquired 04/18/22 S	1.19	60,000	100.00	60,000.00	98.9900	59,394.00	-606.00	143.84	1,500	2.52
STATE BANK OF INDIA CD NEW YORK NY ACT/365 FDIC INSD CPN 2.050% DUE 11/27/24 DTD 11/27/19 FC 05/27/20 CUSIP 856285RS2 Acquired 01/19/22 S	0.98	50,000	102.38 102.70	51,190.25 51,359.00	97.8400	48,920.00	-2,270.25	14.04	1,025	2.09
ALLY BANK CD SANDY UT ACT/365 CALLABLE FDIC INSD CPN 2.950% DUE 04/28/25 DTD 04/28/22 FC 10/28/22 CALL 10/28/22 @ 100.000 CUSIP 02007GQG1 Acquired 04/26/22 S	1.00	50,000	100.00	50,000.00	99.7560	49,878.00	-122.00	137.40	1,475	2.95

CAMBRIAN SCHOOL DISTRICT
 CAMBRIAN SITE CAP PROJECT FUND

MAY 1, 2022 - MAY 31, 2022

ACCOUNT NUMBER: [REDACTED]

Fixed Income Securities

Certificates of Deposit continued

DESCRIPTION	% OF ACCOUNT	QUANTITY	ADJ PRICE/ ORIG PRICE	ADJ COST/ ORIG COST	CURRENT PRICE	CURRENT MARKET VALUE	UNREALIZED GAIN/LOSS	ESTIMATED		
								ACCRUED INTEREST	ANNUAL INCOME	ANNUAL YIELD (%)
GOLDMAN SACHS BK USA CD NEW YORK NY ACT/365 FDIC INSD CPN 3.000% DUE 05/12/25 DTD 05/11/22 FC 11/11/22 CUSIP 38149M6W8 Acquired 05/03/22 S	1.20	60,000	100.00	60,000.00	99.8660	59,919.60	-80.40	103.56	1,800	3.00
ALLY BANK CD SANDY UT ACT/365 CALLABLE FDIC INSD CPN 3.000% DUE 05/12/25 DTD 05/12/22 FC 11/12/22 CALL 11/12/22 @ 100.000 CUSIP 02007GQZ9 Acquired 05/09/22 S	1.00	50,000	100.00	50,000.00	99.8720	49,936.00	-64.00	82.19	1,500	3.00
AMERICAN EXPR NATL BK CD SALT LAKE CTY UT ACT/365 FDIC INSD CPN 3.100% DUE 05/19/25 DTD 05/18/22 FC 11/18/22 CUSIP 02589ACS9 Acquired 05/12/22 S	0.80	40,000	100.00	40,000.00	100.1370	40,054.80	54.80	47.56	1,240	3.09
MORGAN STANLEY BK NA CD SOUTH JORDAN UT ACT/365 FDIC INSD CPN 3.100% DUE 05/27/25 DTD 05/26/22 FC 11/26/22 CUSIP 61690UK25 Acquired 05/20/22 S	1.00	50,000	100.00	50,000.00	100.1250	50,062.50	62.50	25.48	1,550	3.09
ALLY BANK CD SANDY UT ACT/365 FDIC INSD CPN 3.000% DUE 06/02/25 DTD 06/02/22 FC 12/02/22 CUSIP 02007GSF1 Acquired 05/26/22 S	0.50	25,000	100.00	25,000.00	99.6844	24,921.10	-78.90	N/A	750	3.00





Advisors

CAMBRIAN SCHOOL DISTRICT
CAMBRIAN SITE CAP PROJECT FUND

MAY 1, 2022 - MAY 31, 2022
ACCOUNT NUMBER: [REDACTED]

Fixed Income Securities

Certificates of Deposit continued

DESCRIPTION	% OF ACCOUNT	QUANTITY	ADJ PRICE/ ORIG PRICE	ADJ COST/ ORIG COST	CURRENT PRICE	CURRENT MARKET VALUE	UNREALIZED GAIN/LOSS	ESTIMATED		
								ACCRUED INTEREST	ANNUAL INCOME	ANNUAL YIELD (%)
GOLDMAN SACHS BK USA CD NEW YORK NY ACT/365 FDIC INSD CPN 0.800% DUE 08/25/25 DTD 08/25/21 FC 02/25/22 CUSIP 38149MYX5 Acquired 03/22/22 S	0.47	25,000	95.83	23,966.25	93.0220	23,255.50	-710.75	52.61	200	0.86
Total Certificates of Deposit	25.36	1,289,000		\$1,299,063.95 \$1,304,273.47		\$1,263,248.34	-\$35,815.61	\$3,657.74	\$24,790	1.96
Total Fixed Income Securities	99.46			\$5,102,069.15 \$5,192,054.06		\$4,955,140.75	-\$146,928.40	\$32,241.70	\$134,490	2.71

^ Denotes Certificate of Deposit with a maturity date in the next 60 days. Please contact us for further investment opportunities or any assistance.

Activity detail by date

DATE	ACCOUNT TYPE	TRANSACTION/ CHECK NUMBER	QUANTITY	DESCRIPTION	PRICE	AMOUNT	CASH AND SWEEP BALANCES
05/01				BEGINNING BALANCE			40,873.24
05/02	Cash	INTEREST		CALIFORNIA ST DPT WTR RES PWR SUPPLY REV TXBL SER P B/E TXBL CPN 2.000% DUE 05/01/22 DTD 09/28/16 FC 05/01/17 050122 25,000 AS OF 5/01/22 CUSIP 13066YTZ2		250.00	
05/02	Cash	INTEREST		COMENITY CAPITAL BANK CD SALT LAKE CTY UT ACT/365 FDIC INSD CPN 2.550% DUE 05/02/22 DTD 04/30/19 FC 05/30/19 050222 35,000 CUSIP 20033AV45		80.69	

CAMBRIAN SCHOOL DISTRICT
 CAMBRIAN SITE CAP PROJECT FUND

MAY 1, 2022 - MAY 31, 2022
 ACCOUNT NUMBER: [REDACTED]

Activity detail by date continued

DATE	ACCOUNT TYPE	TRANSACTION/ CHECK NUMBER	QUANTITY	DESCRIPTION	PRICE	AMOUNT	CASH AND SWEEP BALANCES
05/02	Cash	INTEREST		PORT OAKLAND CA REV SR LIEN RFDG TXBL BDS 2020 R B/E TXBL CPN 1.081% DUE 05/01/24 DTD 12/03/20 FC 05/01/21 050122 50,000 AS OF 5/01/22 CUSIP 735000TL5		270.25	
05/02	Cash	INTEREST		PORT OAKLAND CA REV INTER LIEN RFDG REV BDS G B/E TXBL CPN 2.720% DUE 11/01/23 DTD 08/03/17 FC 11/01/17 050122 25,000 AS OF 5/01/22 CUSIP 735000SN2		340.00	
05/02	Cash	INTEREST		SAN FRANCISCO CA CITY & CNTY PUB UTILS COMMN WTR REV RFDG TXBL BDS 2020 CPN 0.723% DUE 11/01/24 DTD 10/21/20 FC 05/01/21 050122 50,000 AS OF 5/01/22 CUSIP 79771FAX5		180.75	
05/02	Cash	INTEREST		SAN FRANCISCO CA CITY & CNTY PUB UTILS COMMN WTR REV BDS G GREEN BD B/E CPN 2.619% DUE 11/01/22 DTD 12/28/17 FC 05/01/18 050122 25,000 AS OF 5/01/22 CUSIP 79765R3U1		327.38	
05/02	Cash	INTEREST		SAN FRANCISCO CA CITY & CNTY PUB UTILS COMMN WTR REV IAM SER E BABS TXBL CPN 4.900% DUE 11/01/22 DTD 08/04/10 FC 11/01/10 050122 20,000 AS OF 5/01/22 CUSIP 79765RTD1		490.00	





Advisors

CAMBRIAN SCHOOL DISTRICT
CAMBRIAN SITE CAP PROJECT FUND

MAY 1, 2022 - MAY 31, 2022
ACCOUNT NUMBER: [REDACTED]

Activity detail by date continued

DATE	ACCOUNT TYPE	TRANSACTION/ CHECK NUMBER	QUANTITY	DESCRIPTION	PRICE	AMOUNT	CASH AND SWEEP BALANCES
05/02	Cash	REDEMPTION	-25,000.00000	CALIFORNIA ST DPT WTR RES PWR SUPPLY REV TXBL SER P B/E TXBL CPN 2.000% DUE 05/01/22 DTD 09/28/16 FC 05/01/17 CUSIP 13066YTZ2		25,000.00	
05/02	Cash	REDEMPTION	-35,000.00000	COMENITY CAPITAL BANK CD SALT LAKE CTY UT ACT/365 FDIC INSD CPN 2.550% DUE 05/02/22 DTD 04/30/19 FC 05/30/19 CUSIP 20033AV45		35,000.00	102,812.31
05/03	Cash	INTEREST		GOLDMAN SACHS BK USA CD NEW YORK NY ACT/365 FDIC INSURED CPN 2.350% DUE 05/03/22 DTD 05/03/17 FC 11/03/17 050322 54,000 CUSIP 38148PJP3		629.28	
05/03	Cash	REDEMPTION	-54,000.00000	GOLDMAN SACHS BK USA CD NEW YORK NY ACT/365 FDIC INSURED CPN 2.350% DUE 05/03/22 DTD 05/03/17 FC 11/03/17 CUSIP 38148PJP3		54,000.00	
05/03	Cash	PURCHASE	60,000.00000	GOLDMAN SACHS BK USA CD NEW YORK NY ACT/365 FDIC INSD CPN 3.000% DUE 05/12/25 DTD 05/11/22 FC 11/11/22 CUSIP 38149M6W8	100.0000	-60,000.00	97,441.59
05/06	Cash	INTEREST		APPLE INC SR UNSECURED CPN 3.450% DUE 05/06/24 DTD 05/06/14 FC 11/06/14 050622 100,000 CUSIP 037833AS9		1,725.00	99,166.59

CAMBRIAN SCHOOL DISTRICT
 CAMBRIAN SITE CAP PROJECT FUND

MAY 1, 2022 - MAY 31, 2022

ACCOUNT NUMBER: [REDACTED]

Activity detail by date continued

DATE	ACCOUNT TYPE	TRANSACTION/ CHECK NUMBER	QUANTITY	DESCRIPTION	PRICE	AMOUNT	CASH AND SWEEP BALANCES
05/09	Cash	INTEREST		UBS BANK USA CD SALT LAKE CTY UT ACT/365 FDIC INSD CPN 0.650% DUE 09/09/24 DTD 09/09/21 FC 10/09/21 050922 25,000 CUSIP 90348JS84		13.36	
05/09	Cash	INTEREST		WELLS FARGO BANK NA CD SIOUX FALLS SD ACT/365 FDIC INSD CPN 3.000% DUE 05/09/22 DTD 05/09/18 FC 06/09/18 050922 29,000 CUSIP 949763QL3		71.51	
05/09	Cash	REDEMPTION	-29,000.00000	WELLS FARGO BANK NA CD SIOUX FALLS SD ACT/365 FDIC INSD CPN 3.000% DUE 05/09/22 DTD 05/09/18 FC 06/09/18 CUSIP 949763QL3		29,000.00	
05/09	Cash	PURCHASE	50,000.00000	ALLY BANK CD SANDY UT ACT/365 CALLABLE FDIC INSD CPN 3.000% DUE 05/12/25 DTD 05/12/22 FC 11/12/22 CALL 11/12/22 @ 100.000 CUSIP 02007GQZ9	100.0000	-50,000.00	78,251.46
05/10	Cash	INTEREST		WELLS FARGO BANK NA CD SIOUX FALLS SD ACT/365 FDIC INSD CPN 2.750% DUE 04/10/23 DTD 04/10/19 FC 05/10/19 051022 25,000 CUSIP 949763YY6		56.51	78,307.97
05/11	Cash	INTEREST		UBS BANK USA CD SALT LAKE CTY UT ACT/365 FDIC INSD CPN 0.550% DUE 08/12/24 DTD 08/11/21 FC 09/11/21 051122 50,000 CUSIP 90348JR85		22.60	78,330.57





Advisors

CAMBRIAN SCHOOL DISTRICT
CAMBRIAN SITE CAP PROJECT FUND

MAY 1, 2022 - MAY 31, 2022
ACCOUNT NUMBER: [REDACTED]

Activity detail by date continued

DATE	ACCOUNT TYPE	TRANSACTION/ CHECK NUMBER	QUANTITY	DESCRIPTION	PRICE	AMOUNT	CASH AND SWEEP BALANCES
05/12	Cash	INTEREST		AMAZON.COM INC SR UNSECURED CALLABLE CPN 0.450% DUE 05/12/24 DTD 05/12/21 FC 11/12/21 051222 20,000 CUSIP 023135BW5		45.00	
05/12	Cash	PURCHASE	40,000.00000	AMERICAN EXPR NATL BK CD SALT LAKE CTY UT ACT/365 FDIC INSD CPN 3.100% DUE 05/19/25 DTD 05/18/22 FC 11/18/22 CUSIP 02589ACS9	100.0000	-40,000.00	38,375.57
05/13	Cash	INTEREST		JPMORGAN CHASE & CO SR UNSECURED CPN 3.625% DUE 05/13/24 DTD 05/13/14 FC 11/13/14 051322 50,000 CUSIP 46625HJX9		906.25	39,281.82
05/16	Cash	INTEREST		ACE INA HOLDINGS SR UNSECURED CPN 3.350% DUE 05/15/24 DTD 05/27/14 FC 11/15/14 051522 50,000 AS OF 5/15/22 CUSIP 00440EAR8		837.50	
05/16	Cash	INTEREST		NATIONAL RURAL UTIL COOP INTERNOTES CPN 2.500% DUE 07/15/22 DTD 07/27/17 FC 08/15/17 051522 10,000 AS OF 5/15/22 CUSIP 63743FE51		20.83	
05/16	Cash	INTEREST		NATL RURAL UTIL COOP FIN CORP INTERNOTES MEDIUM TERM NOTE CPN 3.000% DUE 07/15/22 DTD 04/03/14 FC 05/15/14 051522 25,000 AS OF 5/15/22 CUSIP 63743FSY3		62.50	

CAMBRIAN SCHOOL DISTRICT
 CAMBRIAN SITE CAP PROJECT FUND

MAY 1, 2022 - MAY 31, 2022
 ACCOUNT NUMBER: [REDACTED]

Activity detail by date continued

DATE	ACCOUNT TYPE	TRANSACTION/ CHECK NUMBER	QUANTITY	DESCRIPTION	PRICE	AMOUNT	CASH AND SWEEP BALANCES
05/16	Cash	INTEREST		STATE STREET CORP SUBORDINATED CPN 3.100% DUE 05/15/23 DTD 05/15/13 FC 11/15/13 051522 40,000 AS OF 5/15/22 CUSIP 857477AL7		620.00	
05/16	Cash	INTEREST		TEXAS INSTRUMENTS INC SR UNSECURED CALLABLE CPN 2.625% DUE 05/15/24 DTD 05/04/17 FC 11/15/17 051522 50,000 AS OF 5/15/22 CUSIP 882508BB9		656.25	
05/16	Cash	INTEREST		UNIVERSITY CA REVS LTD PROJ SER F BABS ISSUER SUBSIDY B/E TAXABLE CPN 4.800% DUE 05/15/23 DTD 09/30/10 FC 05/15/11 051522 10,000 AS OF 5/15/22 CUSIP 91412GDX0		240.00	
05/16	Cash	INTEREST		UNITEDHEALTH GRP INC SR UNSECURED CALLABLE CPN 0.550% DUE 05/15/24 DTD 05/19/21 FC 11/15/21 CALL 05/27/22 @ 100.000 051522 50,000 AS OF 5/15/22 CUSIP 91324PEB4		137.50	
05/16	Cash	INTEREST		UNIVERSITY CA REVS 91412H GEN REV BDS 2013 AG B/E TXBL CPN 2.900% DUE 05/15/24 DTD 03/14/13 FC 11/15/13 051522 25,000 AS OF 5/15/22 CUSIP 91412GQF5		362.50	





Advisors

CAMBRIAN SCHOOL DISTRICT
CAMBRIAN SITE CAP PROJECT FUND

MAY 1, 2022 - MAY 31, 2022
ACCOUNT NUMBER: [REDACTED]

Activity detail by date continued

DATE	ACCOUNT TYPE	TRANSACTION/ CHECK NUMBER	QUANTITY	DESCRIPTION	PRICE	AMOUNT	CASH AND SWEEP BALANCES
05/16	Cash	INTEREST		UNIVERSITY CA REVS LTD PROJ BDS 2017N B/E TXBL CPN 2.719% DUE 05/15/24 DTD 09/28/17 FC 05/15/18 051522 20,000 AS OF 5/15/22 CUSIP 91412G2V6		271.90	
05/16	Cash	INTEREST		UNIVERSITY CA REVS TXBL GEN BDS 2020 BF B/E TXBL CPN 0.833% DUE 05/15/24 DTD 07/16/20 FC 11/15/20 051522 10,000 AS OF 5/15/22 CUSIP 91412HFL2		41.65	
05/16	Cash	INTEREST		UNIVERSITY CA REVS FOR PREVIOUS ISSUES SEE 91 412F TXBL GEN REV BDS CPN 2.617% DUE 05/15/23 DTD 05/18/17 FC 11/15/17 051522 10,000 AS OF 5/15/22 CUSIP 91412GT39		130.85	
05/16	Cash	INTEREST		UNIVERSITY CA REVS FOR PREVIOUS ISSUES SEE 91 412F TXBL GEN REV BDS CPN 2.382% DUE 05/15/22 DTD 05/18/17 FC 11/15/17 051522 35,000 AS OF 5/15/22 CUSIP 91412GT21		416.85	
05/16	Cash	INTEREST		UNIVERSITY CA REVS TXBL GEN SER AP B/E TXBL CPN 3.159% DUE 05/15/25 DTD 03/25/15 FC 11/15/15 051522 50,000 AS OF 5/15/22 CUSIP 91412GXB6		789.75	

CAMBRIAN SCHOOL DISTRICT
 CAMBRIAN SITE CAP PROJECT FUND

MAY 1, 2022 - MAY 31, 2022
 ACCOUNT NUMBER: [REDACTED]

Activity detail by date continued

DATE	ACCOUNT TYPE	TRANSACTION/ CHECK NUMBER	QUANTITY	DESCRIPTION	PRICE	AMOUNT	CASH AND SWEEP BALANCES
05/16	Cash	INTEREST		UNIVERSITY CA REVS RFDG TXBL GEN SER AG B/E TXBL CPN 2.750% DUE 05/15/23 DTD 03/14/13 FC 11/15/13 051522 10,000 AS OF 5/15/22 CUSIP 91412GQE8		137.50	
05/16	Cash	INTEREST		UNIV OF CALIFORNIA CA REVS TXBL SER AN B/E CPN 3.638% DUE 05/15/24 DTD 04/10/14 FC 11/15/14 051522 55,000 AS OF 5/15/22 CUSIP 91412GVBB		1,000.45	
05/16	Cash	INTEREST		UNIVERSITY CA REVS RFDG TXBL GEN SER AS B/E CPN 2.337% DUE 05/15/24 DTD 04/20/16 FC 11/15/16 051522 50,000 AS OF 5/15/22 CUSIP 91412GD85		584.25	
05/16	Cash	INTEREST		UNIVERSITY CA REVS TXBL GEN SER AP B/E TXBL CPN 3.059% DUE 05/15/24 DTD 03/25/15 FC 11/15/15 051522 85,000 AS OF 5/15/22 CUSIP 91412GXA8		1,300.08	
05/16	Cash	INTEREST		UNIVERSITY CA REVS RFDG TXBL GEN SER AJ B/E TXBL CPN 3.439% DUE 05/15/22 DTD 10/02/13 FC 05/15/14 051522 10,000 AS OF 5/15/22 CUSIP 91412GTD7		171.95	
05/16	Cash	INTEREST		UNIVERSITY CA REVS LTD PROJ SER F BABS ISSUER SUBSIDY B/E TXBL CPN 4.650% DUE 05/15/22 DTD 09/30/10 FC 05/15/11 051522 35,000 AS OF 5/15/22 CUSIP 91412GDW2		813.75	





Advisors

CAMBRIAN SCHOOL DISTRICT
CAMBRIAN SITE CAP PROJECT FUND

MAY 1, 2022 - MAY 31, 2022
ACCOUNT NUMBER: [REDACTED]

Activity detail by date continued

DATE	ACCOUNT TYPE	TRANSACTION/ CHECK NUMBER	QUANTITY	DESCRIPTION	PRICE	AMOUNT	CASH AND SWEEP BALANCES
05/16	Cash	REDEMPTION	-35,000.00000	UNIVERSITY CA REVS FOR PREVIOUS ISSUES SEE 91 412F TXBL GEN REV BDS CPN 2.382% DUE 05/15/22 DTD 05/18/17 FC 11/15/17 CUSIP 91412GT21		35,000.00	
05/16	Cash	REDEMPTION	-10,000.00000	UNIVERSITY CA REVS RFDG TXBL GEN SER AJ B/E TXBL CPN 3.439% DUE 05/15/22 DTD 10/02/13 FC 05/15/14 CUSIP 91412GTD7		10,000.00	
05/16	Cash	REDEMPTION	-35,000.00000	UNIVERSITY CA REVS LTD PROJ SER F BABS ISSUER SUBSIDY B/E TXBL CPN 4.650% DUE 05/15/22 DTD 09/30/10 FC 05/15/11 CUSIP 91412GDW2		35,000.00	127,877.88
05/17	Cash	PURCHASE ACCRUED INT	50,000.00000	UNIVERSITY CA REVS TXBL GEN BDS 2020 BF B/E TXBL CPN 0.933% DUE 05/15/25 DTD 07/16/20 FC 11/15/20 CUSIP 91412HFM0	93.8820	-46,948.00 -5.18	
05/17	Cash	PURCHASE ACCRUED INT	20,000.00000	UNIVERSITY CA REVS RFDG TXBL LTD PROJ SER J B/E TXBL CPN 3.359% DUE 05/15/25 DTD 03/25/15 FC 11/15/15 CUSIP 91412GXQ3	100.4730	-20,101.60 -7.46	60,815.64
05/20	Cash	INTEREST		BB&T CORPORATION MEDIUM TERM NOTE CALLABLE CPN 3.050% DUE 06/20/22 DTD 03/18/19 FC 06/20/19 BB&T CORPORATION CUSIP 05531FBG7		190.62	
05/20	Cash	INTEREST		UBS BANK USA CD SALT LAKE CTY UT ACT/365 FDIC INSD CPN 0.650% DUE 10/21/24 DTD 10/20/21 FC 11/20/21 052022 60,000 CUSIP 90348JU73		32.05	

CAMBRIAN SCHOOL DISTRICT
 CAMBRIAN SITE CAP PROJECT FUND

MAY 1, 2022 - MAY 31, 2022
 ACCOUNT NUMBER: [REDACTED]

Activity detail by date continued

DATE	ACCOUNT TYPE	TRANSACTION/ CHECK NUMBER	QUANTITY	DESCRIPTION	PRICE	AMOUNT	CASH AND SWEEP BALANCES
05/20	Cash	REDEMPTION	-15,000.00000	BB&T CORPORATION MEDIUM TERM NOTE CALLABLE CPN 3.050% DUE 06/20/22 DTD 03/18/19 FC 06/20/19 CUSIP 05531FBG7		15,000.00	
05/20	Cash	PURCHASE	50,000.00000	MORGAN STANLEY BK NA CD SOUTH JORDAN UT ACT/365 FDIC INSD CPN 3.100% DUE 05/27/25 DTD 05/26/22 FC 11/26/22 CUSIP 61690UK25	100.0000	-50,000.00	26,038.31
05/25	Cash	INTEREST		GE CAPITAL RETAIL BK CD DRAPER UT ACT/365 FDIC INSURED CPN 2.800% DUE 05/25/22 DTD 05/25/12 FC 11/25/12 052522 25,000 CUSIP 36157PEB1		347.12	
05/25	Cash	INTEREST		UBS BANK USA CD SALT LAKE CTY UT ACT/365 FDIC INSD CPN 0.550% DUE 08/26/24 DTD 08/25/21 FC 09/25/21 052522 74,000 CUSIP 90348JS43		33.45	
05/25	Cash	REDEMPTION	-25,000.00000	GE CAPITAL RETAIL BK CD DRAPER UT ACT/365 FDIC INSURED CPN 2.800% DUE 05/25/22 DTD 05/25/12 FC 11/25/12 CUSIP 36157PEB1		25,000.00	51,418.88
05/26	Cash	PURCHASE	25,000.00000	ALLY BANK CD SANDY UT ACT/365 FDIC INSD CPN 3.000% DUE 06/02/25 DTD 06/02/22 FC 12/02/22 CUSIP 02007GSF1	100.0000	-25,000.00	26,418.88





Advisors

CAMBRIAN SCHOOL DISTRICT
CAMBRIAN SITE CAP PROJECT FUND

MAY 1, 2022 - MAY 31, 2022
ACCOUNT NUMBER: [REDACTED]

Activity detail by date continued

DATE	ACCOUNT TYPE	TRANSACTION/ CHECK NUMBER	QUANTITY	DESCRIPTION	PRICE	AMOUNT	CASH AND SWEEP BALANCES
05/27	Cash	INTEREST		ENERBANK USA CD SALT LAKE CTY UT ACT/365 FDIC INSD CPN 1.950% DUE 03/27/23 DTD 09/27/19 FC 10/27/19 052722 26,000 CUSIP 29278TLW8		41.67	
05/27	Cash	INTEREST		STATE BANK OF INDIA CD NEW YORK NY ACT/365 FDIC INSD CPN 2.050% DUE 11/27/24 DTD 11/27/19 FC 05/27/20 052722 50,000 CUSIP 856285RS2		508.29	
05/27	Cash	INTEREST		WELLS FARGO BANK NA CD SIOUX FALLS SD ACT/365 FDIC INSD CPN 2.850% DUE 03/27/23 DTD 03/27/19 FC 04/27/19 052722 15,000 CUSIP 949763YV2		35.14	27,003.98
05/31	Cash	INTEREST		TEXAS EXCHANGE BK SSB CD CROWLEY TX ACT/365 CALLABLE FDIC INSD CPN 0.500% DUE 07/30/24 DTD 07/30/21 FC 08/30/21 053022 50,000 AS OF 5/30/22 CUSIP 88241TLS7		20.55	
05/31	Cash	DIVIDEND		ALLSPRING GOVERNMENT MONEY MARKET SWEEP CLASS 053122 52,003		19.22	27,043.75

CAMBRIAN SCHOOL DISTRICT
 CAMBRIAN SITE CAP PROJECT FUND

MAY 1, 2022 - MAY 31, 2022
 ACCOUNT NUMBER: [REDACTED]

Activity detail by type

Income and distributions

DATE	ACCOUNT TYPE	TRANSACTION	QUANTITY	DESCRIPTION	PRICE	AMOUNT
05/02	Cash	INTEREST		CALIFORNIA ST DPT WTR RES PWR SUPPLY REV TXBL SER P B/E TXBL CPN 2.000% DUE 05/01/22 DTD 09/28/16 FC 05/01/17 050122 25,000 AS OF 5/01/22 CUSIP 13066YTZ2		250.00
05/02	Cash	INTEREST		COMENITY CAPITAL BANK CD SALT LAKE CTY UT ACT/365 FDIC INSD CPN 2.550% DUE 05/02/22 DTD 04/30/19 FC 05/30/19 050222 35,000 CUSIP 20033AV45		80.69
05/02	Cash	INTEREST		PORT OAKLAND CA REV SR LIEN RFDG TXBL BDS 2020 R B/E TXBL CPN 1.081% DUE 05/01/24 DTD 12/03/20 FC 05/01/21 050122 50,000 AS OF 5/01/22 CUSIP 735000TL5		270.25
05/02	Cash	INTEREST		PORT OAKLAND CA REV INTER LIEN RFDG REV BDS G B/E TXBL CPN 2.720% DUE 11/01/23 DTD 08/03/17 FC 11/01/17 050122 25,000 AS OF 5/01/22 CUSIP 735000SN2		340.00





Advisors

CAMBRIAN SCHOOL DISTRICT
CAMBRIAN SITE CAP PROJECT FUND

MAY 1, 2022 - MAY 31, 2022
ACCOUNT NUMBER: [REDACTED]

Activity detail by type continued

Income and distributions

DATE	ACCOUNT TYPE	TRANSACTION	QUANTITY	DESCRIPTION	PRICE	AMOUNT
05/02	Cash	INTEREST		SAN FRANCISCO CA CITY & CNTY PUB UTILS COMMN WTR REV RFDG TXBL BDS 2020 CPN 0.723% DUE 11/01/24 DTD 10/21/20 FC 05/01/21 050122 50,000 AS OF 5/01/22 CUSIP 79771FAX5		180.75
05/02	Cash	INTEREST		SAN FRANCISCO CA CITY & CNTY PUB UTILS COMMN WTR REV BDS G GREEN BD B/E CPN 2.619% DUE 11/01/22 DTD 12/28/17 FC 05/01/18 050122 25,000 AS OF 5/01/22 CUSIP 79765R3U1		327.38
05/02	Cash	INTEREST		SAN FRANCISCO CA CITY & CNTY PUB UTILS COMMN WTR REV IAM SER E BABS TXBL CPN 4.900% DUE 11/01/22 DTD 08/04/10 FC 11/01/10 050122 20,000 AS OF 5/01/22 CUSIP 79765RTD1		490.00
05/03	Cash	INTEREST		GOLDMAN SACHS BK USA CD NEW YORK NY ACT/365 FDIC INSURED CPN 2.350% DUE 05/03/22 DTD 05/03/17 FC 11/03/17 050322 54,000 CUSIP 38148PJP3		629.28
05/06	Cash	INTEREST		APPLE INC SR UNSECURED CPN 3.450% DUE 05/06/24 DTD 05/06/14 FC 11/06/14 050622 100,000 CUSIP 037833AS9		1,725.00

CAMBRIAN SCHOOL DISTRICT
 CAMBRIAN SITE CAP PROJECT FUND

MAY 1, 2022 - MAY 31, 2022
 ACCOUNT NUMBER: [REDACTED]

Activity detail by type continued

Income and distributions

DATE	ACCOUNT TYPE	TRANSACTION	QUANTITY	DESCRIPTION	PRICE	AMOUNT
05/09	Cash	INTEREST		UBS BANK USA CD SALT LAKE CTY UT ACT/365 FDIC INSD CPN 0.650% DUE 09/09/24 DTD 09/09/21 FC 10/09/21 050922 25,000 CUSIP 90348JS84		13.36
05/09	Cash	INTEREST		WELLS FARGO BANK NA CD SIOUX FALLS SD ACT/365 FDIC INSD CPN 3.000% DUE 05/09/22 DTD 05/09/18 FC 06/09/18 050922 29,000 CUSIP 949763QL3		71.51
05/10	Cash	INTEREST		WELLS FARGO BANK NA CD SIOUX FALLS SD ACT/365 FDIC INSD CPN 2.750% DUE 04/10/23 DTD 04/10/19 FC 05/10/19 051022 25,000 CUSIP 949763YY6		56.51
05/11	Cash	INTEREST		UBS BANK USA CD SALT LAKE CTY UT ACT/365 FDIC INSD CPN 0.550% DUE 08/12/24 DTD 08/11/21 FC 09/11/21 051122 50,000 CUSIP 90348JR85		22.60
05/12	Cash	INTEREST		AMAZON.COM INC SR UNSECURED CALLABLE CPN 0.450% DUE 05/12/24 DTD 05/12/21 FC 11/12/21 051222 20,000 CUSIP 023135BW5		45.00





Advisors

CAMBRIAN SCHOOL DISTRICT
CAMBRIAN SITE CAP PROJECT FUND

MAY 1, 2022 - MAY 31, 2022
ACCOUNT NUMBER: [REDACTED]

Activity detail by type continued

Income and distributions

DATE	ACCOUNT TYPE	TRANSACTION	QUANTITY	DESCRIPTION	PRICE	AMOUNT
05/13	Cash	INTEREST		JPMORGAN CHASE & CO SR UNSECURED CPN 3.625% DUE 05/13/24 DTD 05/13/14 FC 11/13/14 051322 50,000 CUSIP 46625HJX9		906.25
05/16	Cash	INTEREST		ACE INA HOLDINGS SR UNSECURED CPN 3.350% DUE 05/15/24 DTD 05/27/14 FC 11/15/14 051522 50,000 AS OF 5/15/22 CUSIP 00440EAR8		837.50
05/16	Cash	INTEREST		NATIONAL RURAL UTIL COOP INTERNOTES CPN 2.500% DUE 07/15/22 DTD 07/27/17 FC 08/15/17 051522 10,000 AS OF 5/15/22 CUSIP 63743FE51		20.83
05/16	Cash	INTEREST		NATL RURAL UTIL COOP FIN CORP INTERNOTES MEDIUM TERM NOTE CPN 3.000% DUE 07/15/22 DTD 04/03/14 FC 05/15/14 051522 25,000 AS OF 5/15/22 CUSIP 63743FSY3		62.50
05/16	Cash	INTEREST		STATE STREET CORP SUBORDINATED CPN 3.100% DUE 05/15/23 DTD 05/15/13 FC 11/15/13 051522 40,000 AS OF 5/15/22 CUSIP 857477AL7		620.00

CAMBRIAN SCHOOL DISTRICT
 CAMBRIAN SITE CAP PROJECT FUND

MAY 1, 2022 - MAY 31, 2022
 ACCOUNT NUMBER: [REDACTED]

Activity detail by type continued

Income and distributions

DATE	ACCOUNT TYPE	TRANSACTION	QUANTITY	DESCRIPTION	PRICE	AMOUNT
05/16	Cash	INTEREST		TEXAS INSTRUMENTS INC SR UNSECURED CALLABLE CPN 2.625% DUE 05/15/24 DTD 05/04/17 FC 11/15/17 051522 50,000 AS OF 5/15/22 CUSIP 882508BB9		656.25
05/16	Cash	INTEREST		UNIVERSITY CA REVS LTD PROJ SER F BABS ISSUER SUBSIDY B/E TAXABLE CPN 4.800% DUE 05/15/23 DTD 09/30/10 FC 05/15/11 051522 10,000 AS OF 5/15/22 CUSIP 91412GDX0		240.00
05/16	Cash	INTEREST		UNITEDHEALTH GRP INC SR UNSECURED CALLABLE CPN 0.550% DUE 05/15/24 DTD 05/19/21 FC 11/15/21 CALL 05/27/22 @ 100.000 051522 50,000 AS OF 5/15/22 CUSIP 91324PEB4		137.50
05/16	Cash	INTEREST		UNIVERSITY CA REVS 91412H GEN REV BDS 2013 AG B/E TXBL CPN 2.900% DUE 05/15/24 DTD 03/14/13 FC 11/15/13 051522 25,000 AS OF 5/15/22 CUSIP 91412GQF5		362.50
05/16	Cash	INTEREST		UNIVERSITY CA REVS LTD PROJ BDS 2017N B/E TXBL CPN 2.719% DUE 05/15/24 DTD 09/28/17 FC 05/15/18 051522 20,000 AS OF 5/15/22 CUSIP 91412G2V6		271.90





Advisors

CAMBRIAN SCHOOL DISTRICT
CAMBRIAN SITE CAP PROJECT FUND

MAY 1, 2022 - MAY 31, 2022
ACCOUNT NUMBER: [REDACTED]

Activity detail by type continued

Income and distributions

DATE	ACCOUNT TYPE	TRANSACTION	QUANTITY	DESCRIPTION	PRICE	AMOUNT
05/16	Cash	INTEREST		UNIVERSITY CA REVS TXBL GEN BDS 2020 BF B/E TXBL CPN 0.833% DUE 05/15/24 DTD 07/16/20 FC 11/15/20 051522 10,000 AS OF 5/15/22 CUSIP 91412HFL2		41.65
05/16	Cash	INTEREST		UNIVERSITY CA REVS FOR PREVIOUS ISSUES SEE 91 412F TXBL GEN REV BDS CPN 2.617% DUE 05/15/23 DTD 05/18/17 FC 11/15/17 051522 10,000 AS OF 5/15/22 CUSIP 91412GT39		130.85
05/16	Cash	INTEREST		UNIVERSITY CA REVS FOR PREVIOUS ISSUES SEE 91 412F TXBL GEN REV BDS CPN 2.382% DUE 05/15/22 DTD 05/18/17 FC 11/15/17 051522 35,000 AS OF 5/15/22 CUSIP 91412GT21		416.85
05/16	Cash	INTEREST		UNIVERSITY CA REVS TXBL GEN SER AP B/E TXBL CPN 3.159% DUE 05/15/25 DTD 03/25/15 FC 11/15/15 051522 50,000 AS OF 5/15/22 CUSIP 91412GXB6		789.75
05/16	Cash	INTEREST		UNIVERSITY CA REVS RFDG TXBL GEN SER AG B/E TXBL CPN 2.750% DUE 05/15/23 DTD 03/14/13 FC 11/15/13 051522 10,000 AS OF 5/15/22 CUSIP 91412GQE8		137.50

CAMBRIAN SCHOOL DISTRICT
 CAMBRIAN SITE CAP PROJECT FUND

MAY 1, 2022 - MAY 31, 2022
 ACCOUNT NUMBER: [REDACTED]

Activity detail by type continued

Income and distributions

DATE	ACCOUNT TYPE	TRANSACTION	QUANTITY	DESCRIPTION	PRICE	AMOUNT
05/16	Cash	INTEREST		UNIV OF CALIFORNIA CA REVS TXBL SER AN B/E CPN 3.638% DUE 05/15/24 DTD 04/10/14 FC 11/15/14 051522 55,000 AS OF 5/15/22 CUSIP 91412GVB8		1,000.45
05/16	Cash	INTEREST		UNIVERSITY CA REVS RFDG TXBL GEN SER AS B/E CPN 2.337% DUE 05/15/24 DTD 04/20/16 FC 11/15/16 051522 50,000 AS OF 5/15/22 CUSIP 91412GD85		584.25
05/16	Cash	INTEREST		UNIVERSITY CA REVS TXBL GEN SER AP B/E TXBL CPN 3.059% DUE 05/15/24 DTD 03/25/15 FC 11/15/15 051522 85,000 AS OF 5/15/22 CUSIP 91412GXA8		1,300.08
05/16	Cash	INTEREST		UNIVERSITY CA REVS RFDG TXBL GEN SER AJ B/E TXBL CPN 3.439% DUE 05/15/22 DTD 10/02/13 FC 05/15/14 051522 10,000 AS OF 5/15/22 CUSIP 91412GTD7		171.95
05/16	Cash	INTEREST		UNIVERSITY CA REVS LTD PROJ SER F BABS ISSUER SUBSIDY B/E TXBL CPN 4.650% DUE 05/15/22 DTD 09/30/10 FC 05/15/11 051522 35,000 AS OF 5/15/22 CUSIP 91412GDW2		813.75





Advisors

CAMBRIAN SCHOOL DISTRICT
CAMBRIAN SITE CAP PROJECT FUND

MAY 1, 2022 - MAY 31, 2022
ACCOUNT NUMBER: [REDACTED]

Activity detail by type continued

Income and distributions

DATE	ACCOUNT TYPE	TRANSACTION	QUANTITY	DESCRIPTION	PRICE	AMOUNT
05/20	Cash	INTEREST		BB&T CORPORATION MEDIUM TERM NOTE CALLABLE CPN 3.050% DUE 06/20/22 DTD 03/18/19 FC 06/20/19 BB&T CORPORATION CUSIP 05531FBG7		190.62
05/20	Cash	INTEREST		UBS BANK USA CD SALT LAKE CTY UT ACT/365 FDIC INSD CPN 0.650% DUE 10/21/24 DTD 10/20/21 FC 11/20/21 052022 60,000 CUSIP 90348JU73		32.05
05/25	Cash	INTEREST		GE CAPITAL RETAIL BK CD DRAPER UT ACT/365 FDIC INSURED CPN 2.800% DUE 05/25/22 DTD 05/25/12 FC 11/25/12 052522 25,000 CUSIP 36157PEB1		347.12
05/25	Cash	INTEREST		UBS BANK USA CD SALT LAKE CTY UT ACT/365 FDIC INSD CPN 0.550% DUE 08/26/24 DTD 08/25/21 FC 09/25/21 052522 74,000 CUSIP 90348JS43		33.45
05/27	Cash	INTEREST		ENERBANK USA CD SALT LAKE CTY UT ACT/365 FDIC INSD CPN 1.950% DUE 03/27/23 DTD 09/27/19 FC 10/27/19 052722 26,000 CUSIP 29278TLW8		41.67

CAMBRIAN SCHOOL DISTRICT
 CAMBRIAN SITE CAP PROJECT FUND

MAY 1, 2022 - MAY 31, 2022

ACCOUNT NUMBER: [REDACTED]

Activity detail by type continued

Income and distributions

DATE	ACCOUNT TYPE	TRANSACTION	QUANTITY	DESCRIPTION	PRICE	AMOUNT
05/27	Cash	INTEREST		STATE BANK OF INDIA CD NEW YORK NY ACT/365 FDIC INSD CPN 2.050% DUE 11/27/24 DTD 11/27/19 FC 05/27/20 052722 50,000 CUSIP 856285RS2		508.29
05/27	Cash	INTEREST		WELLS FARGO BANK NA CD SIOUX FALLS SD ACT/365 FDIC INSD CPN 2.850% DUE 03/27/23 DTD 03/27/19 FC 04/27/19 052722 15,000 CUSIP 949763YV2		35.14
05/31	Cash	INTEREST		TEXAS EXCHANGE BK SSB CD CROWLEY TX ACT/365 CALLABLE FDIC INSD CPN 0.500% DUE 07/30/24 DTD 07/30/21 FC 08/30/21 053022 50,000 AS OF 5/30/22 CUSIP 88241TLS7		20.55
05/31	Cash	DIVIDEND		ALLSPRING GOVERNMENT MONEY MARKET SWEEP CLASS 053122 52,003		19.22
Total Income and distributions:						\$15,232.75





Advisors

CAMBRIAN SCHOOL DISTRICT
CAMBRIAN SITE CAP PROJECT FUND

MAY 1, 2022 - MAY 31, 2022
ACCOUNT NUMBER: [REDACTED]

Cash sweep activity

Our Cash Sweep program allows you to earn a return on the idle cash balances in your account by automatically investing such balances into one of our cash sweep options. These 'sweep transactions' may represent a net amount for the day and occur on settlement date. The following section displays transfers into and out of your sweep option. Transactions displayed here are Transfer To, Transfer From and Reinvested Dividends and Interest. These transaction amounts are not included in your cash flow summary.

DATE	TRANSACTION	DESCRIPTION	AMOUNT	DATE	TRANSACTION	DESCRIPTION	AMOUNT
05/01		BEGINNING BALANCE	40,852.01	05/16	TRANSFER TO	ALLSPRING GOVERNMENT MONEY MARKET	906.25
05/02	TRANSFER TO	ALLSPRING GOVERNMENT MONEY MARKET	21.23	05/17	TRANSFER TO	ALLSPRING GOVERNMENT MONEY MARKET	88,596.06
05/03	TRANSFER TO	ALLSPRING GOVERNMENT MONEY MARKET	61,939.07	05/18	TRANSFER FROM	ALLSPRING GOVERNMENT MONEY MARKET	-40,000.00
05/04	TRANSFER TO	ALLSPRING GOVERNMENT MONEY MARKET	54,629.28	05/19	TRANSFER FROM	ALLSPRING GOVERNMENT MONEY MARKET	-67,062.24
05/09	TRANSFER TO	ALLSPRING GOVERNMENT MONEY MARKET	1,725.00	05/23	TRANSFER TO	ALLSPRING GOVERNMENT MONEY MARKET	15,222.67
05/10	TRANSFER TO	ALLSPRING GOVERNMENT MONEY MARKET	29,084.87	05/26	TRANSFER FROM	ALLSPRING GOVERNMENT MONEY MARKET	-24,619.43
05/11	TRANSFER FROM	ALLSPRING GOVERNMENT MONEY MARKET	-59,943.49	05/31	REINVEST DIV	ALLSPRING GOVERNMENT MONEY MARKET	19.22
05/12	TRANSFER FROM	ALLSPRING GOVERNMENT MONEY MARKET	-49,977.40	05/31	TRANSFER TO	ALLSPRING GOVERNMENT MONEY MARKET	585.10
05/13	TRANSFER TO	ALLSPRING GOVERNMENT MONEY MARKET	45.00	05/31		ENDING BALANCE	52,023.20

Bank Deposits Through Teller

May 1 - May 31

Wells Fargo Bank, N.A. (Member FDIC)

Account number 9080824828

Questions? Call us at 1-800-266-6263

Deposits made in a bank branch on the last business day of the month will typically appear on your next statement.

DATE	TRANSACTION	DESCRIPTION	AMOUNT	BANK BALANCE
05/01		BEGINNING BALANCE		\$0.00

CAMBRIAN SCHOOL DISTRICT
 CAMBRIAN SITE CAP PROJECT FUND

MAY 1, 2022 - MAY 31, 2022
 ACCOUNT NUMBER: [REDACTED]

Bank Deposits Through Teller continued

DATE	TRANSACTION	DESCRIPTION	AMOUNT	BANK BALANCE
05/31		ENDING BALANCE		\$0.00

Realized gain/loss

Realized Gain/Loss Summary

	THIS PERIOD GAIN	THIS PERIOD LOSS	THIS PERIOD NET	THIS YEAR GAIN	THIS YEAR LOSS	THIS YEAR NET
Short term	0.00	0.00	0.00	0.00	0.00	0.00
Long term	0.00	0.00	0.00	677.59	0.00	677.59
Total Realized Gain/Loss	\$0.00	\$0.00	\$0.00	\$677.59	\$0.00	\$677.59

Realized Gain/Loss Detail

Long term

DESCRIPTION	QUANTITY	ADJ PRICE/ ORIG PRICE	DATE ACQUIRED	CLOSE DATE	PROCEEDS	ADJ COST/ ORIG COST	GAIN/LOSS
BB&T CORPORATION	15,000.00000	100.0000	03/14/19	05/20/22	15,000.00	15,000.00	0.00
		101.1220				15,175.30	

MEDIUM TERM NOTE
 CALLABLE
 CPN 3.050% DUE 06/20/22
 DTD 03/18/19 FC 06/20/19
 CUSIP 05531FBG7





Advisors

CAMBRIAN SCHOOL DISTRICT
CAMBRIAN SITE CAP PROJECT FUND

MAY 1, 2022 - MAY 31, 2022
ACCOUNT NUMBER: [REDACTED]

Realized Gain/Loss Detail continued

Long term

DESCRIPTION	QUANTITY	ADJ PRICE/ ORIG PRICE	DATE ACQUIRED	CLOSE DATE	PROCEEDS	ADJ COST/ ORIG COST	GAIN/LOSS
CALIFORNIA ST DPT WTR	25,000.00000	100.0000 96.8260	01/02/19	05/02/22	25,000.00	25,000.00 24,213.50	0.00
RES PWR SUPPLY REV TXBL SER P B/E TXBL CPN 2.000% DUE 05/01/22 DTD 09/28/16 FC 05/01/17 CUSIP 13066YTZ2							
COMENITY CAPITAL BANK CD SALT LAKE CTY UT ACT/365 FDIC INSD CPN 2.550% DUE 05/02/22 DTD 04/30/19 FC 05/30/19 CUSIP 20033AV45	35,000.00000	100.0000	04/22/19	05/02/22	35,000.00	35,000.00	0.00
GE CAPITAL RETAIL BK CD DRAPER UT ACT/365 FDIC INSURED CPN 2.800% DUE 05/25/22 DTD 05/25/12 FC 11/25/12 CUSIP 36157PEB1	25,000.00000	100.0000 101.4050	06/20/19	05/25/22	25,000.00	25,000.00 25,358.25	0.00
GOLDMAN SACHS BK USA CD NEW YORK NY ACT/365 FDIC INSURED CPN 2.350% DUE 05/03/22 DTD 05/03/17 FC 11/03/17 CUSIP 38148PJP3	54,000.00000	100.0000 100.1340	06/20/19	05/03/22	54,000.00	54,000.00 54,079.36	0.00
WELLS FARGO BANK NA CD SIOUX FALLS SD ACT/365 FDIC INSD CPN 3.000% DUE 05/09/22 DTD 05/09/18 FC 06/09/18 CUSIP 949763QL3	15,000.00000	100.0000 101.2990	05/07/19	05/09/22	15,000.00	15,000.00 15,201.85	0.00
	14,000.00000	100.0000 102.1080	06/25/19	05/09/22	14,000.00	14,000.00 14,302.12	0.00

CAMBRIAN SCHOOL DISTRICT
 CAMBRIAN SITE CAP PROJECT FUND

MAY 1, 2022 - MAY 31, 2022
 ACCOUNT NUMBER: [REDACTED]

Realized Gain/Loss Detail continued

Long term

DESCRIPTION	QUANTITY	ADJ PRICE/ ORIG PRICE	DATE ACQUIRED	CLOSE DATE	PROCEEDS	ADJ COST/ ORIG COST	GAIN/LOSS
UNIVERSITY CA REVS FOR	35,000.00000	100.0000 101.8540	10/30/19	05/16/22	35,000.00	35,000.00 35,655.90	0.00
PREVIOUS ISSUES SEE 91 412F TXBL GEN REV BDS CPN 2.382% DUE 05/15/22 DTD 05/18/17 FC 11/15/17 CUSIP 91412GT21							
UNIVERSITY CA REVS RFDG	10,000.00000	100.0000 102.7040	03/31/20	05/16/22	10,000.00	10,000.00 10,277.40	0.00
TXBL GEN SER AJ B/E TXBL CPN 3.439% DUE 05/15/22 DTD 10/02/13 FC 05/15/14 CUSIP 91412GTD7							
UNIVERSITY CA REVS LTD	35,000.00000	100.0000 106.9730	01/29/20	05/16/22	35,000.00	35,000.00 37,447.55	0.00
PROJ SER F BABS ISSUER SUBSIDY B/E TXBL CPN 4.650% DUE 05/15/22 DTD 09/30/10 FC 05/15/11 CUSIP 91412GDW2							
Total Long term					\$263,000.00	\$263,000.00 \$266,711.23	\$0.00

Specific instructions and disclosures

Available funds

"Available for loan" reflects the approximate amount available as of the statement period ending date and should be reduced by any pending checks and Visa charges not yet cleared. This amount is the approximate amount available for withdrawal and loans. A margin loan is a variable rate loan secured by your account.

Income on non-reportable accounts

Your income summary is categorized into taxable and tax-exempt income based upon the securities that you hold. Please be aware that, since this is a 1099 non-reportable account, this income will NOT be reported to the IRS, but is being provided to you for informational purposes only.

Callable Securities

Securities that are subject to a partial call will be selected by an impartial lottery process in which the probability of your securities being selected for redemption is proportional to the holdings of all shareholders of such securities held in street name. If a security is called prior to maturity it may affect the yield you receive. Additional information is available at www.wellsfargoadvisors.com under Legal Disclosures or the written procedures are available upon request.





Advisors

CAMBRIAN SCHOOL DISTRICT
CAMBRIAN SITE CAP PROJECT FUND

MAY 1, 2022 - MAY 31, 2022
ACCOUNT NUMBER: [REDACTED]

Cost basis - To add or update information or modify your reporting options, please contact Your Financial Advisor.

This statement presents estimated unrealized or realized gains or losses for your information only. If acquisition or other information is not available, the gain/loss information may not be displayed and section and summary totals may not reflect your complete portfolio. Cost basis information is not verified by Wells Fargo Advisors and should not be relied upon for legal or tax purposes. Revisions to this information (due to corporate mergers, tenders and other reorganizations) may be required from time to time.

Cost basis for factored bonds (GNMA, CMO, etc.) will be adjusted for paydown of principal. Systematic investments in mutual funds and reinvested dividends for mutual funds and stocks have been consolidated for each position. Unit cost data for systematic investments and dividend reinvestment securities is provided for informational purposes only and is a non-weighted average.

Your account statement should not be used for tax preparation without assistance from your tax consultant. We do not report capital gains or losses for non-covered securities to the IRS.

Cost basis options

Unless specific tax lots are selected at trade time, sales of tax lots will occur using the cost basis election reflected in the Account profile section.

Municipal Securities

Income from municipal securities is generally free from federal taxes and state taxes for residents of the issuing state. While the interest income is generally tax-free, capital gains, if any, will be subject to taxes. Income for some investors may be subject to the federal Alternative Minimum Tax (AMT). In limited instances where your municipal bond position is offset versus a short position at the firm, you could receive taxable, substitute interest. In the event that you are paid substitute interest, you will receive a gross interest payment to account for the additional tax, which will minimize any impact to you. Such a change in tax status would be reflected on your year-end tax reporting documents.

Estimated accrued interest on Fixed Income securities

Estimated accrued interest is included in the Portfolio summary as a convenience to you and represents the estimated portion of the interest that would be received upon the sale of the Fixed Income positions in your account, calculated from the date of the last coupon (or dated date) through the date of the account statement, based upon information provided by the issuer. This is not a guarantee that this amount will be realized in your account. Actual income will be based upon the payout schedule of the securities held in your account. If you own a Foreign Fixed Income security, and it is denominated in a foreign currency, the Estimated accrued interest will not be accurate.

*** THIS PAGE IS INTENTIONALLY LEFT BLANK ***

