

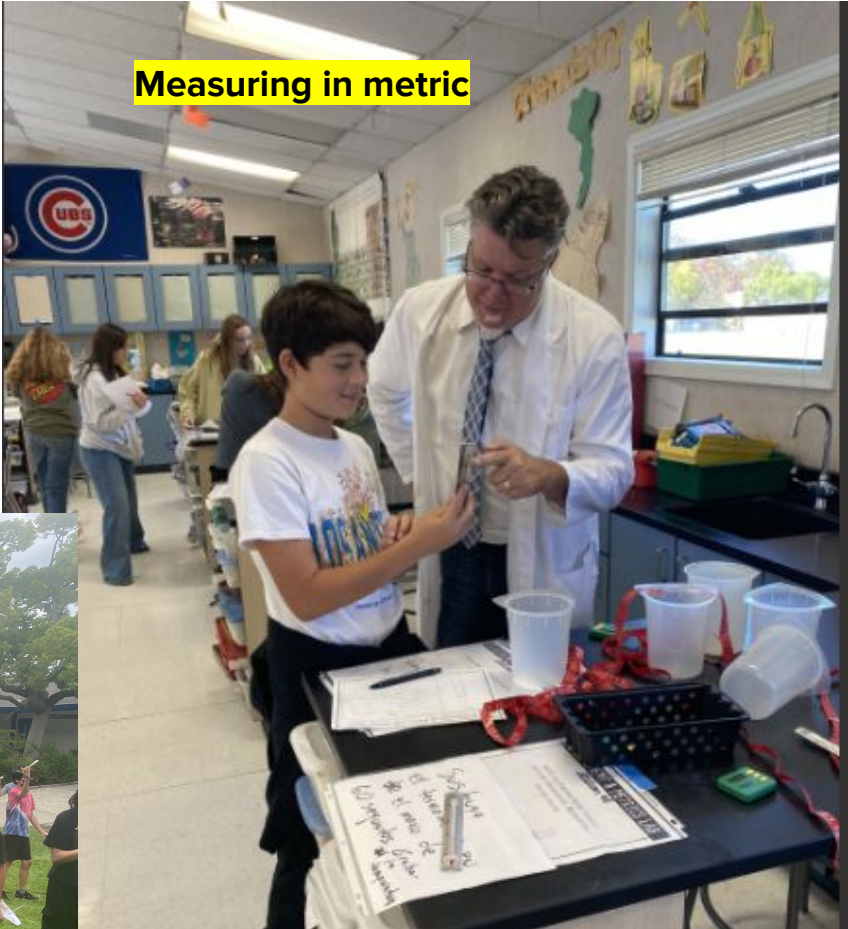
# Price Middle School

Local Control & Accountability Plan  
2022-2023



# LCAP Goal 1 - High Academic Achievement

Homework Center




PLTW Exploratory Class



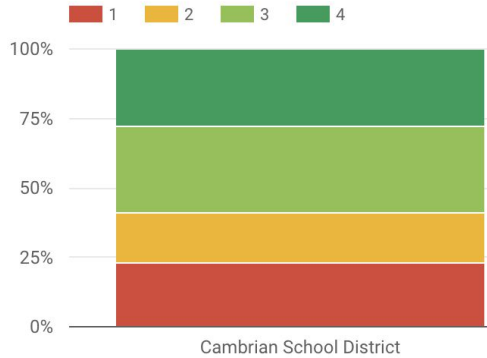
# Strengths

- All sixth grade students receive ELA & Math ASD class.
- 7/8 grade support classes for students not meeting standard
- Strong ELD 1 & 2 support classes
- Read 180 for 7th & 8th grade, ELD 1 & Sped
- High academic electives
- Focus on HS & College readiness



# CAASPP 21/22 ELA

## 6th Grade

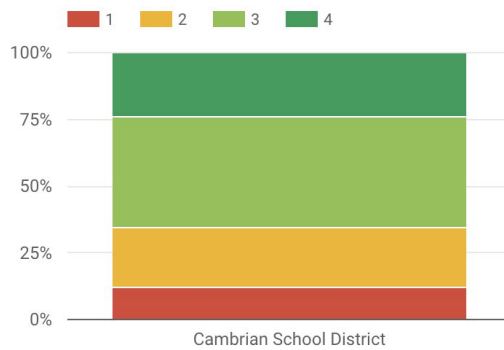


58% met or exceeded standard

20% nearly met standard

22% did not meet standard,

## 7th Grade

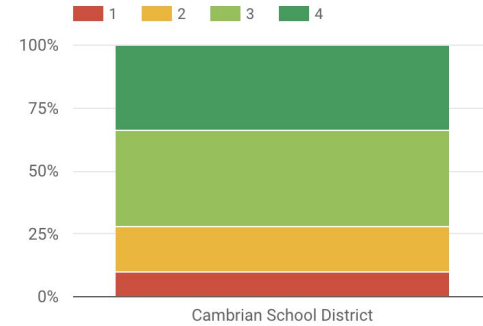


65% met or exceeded standard

24% nearly meet standard

11% did not meet standard

## 8th Grade

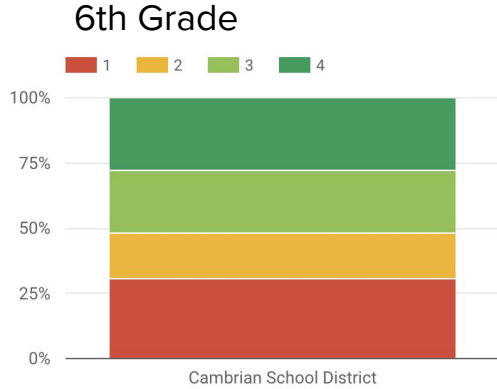


72% met or exceeded standard

19% nearly met standard

9% did not meet standard

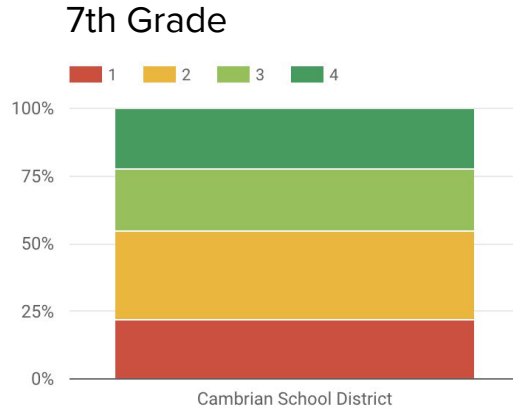
# CAASPP 21/22 MATH



51% meet or exceed standard

19% nearly met standard

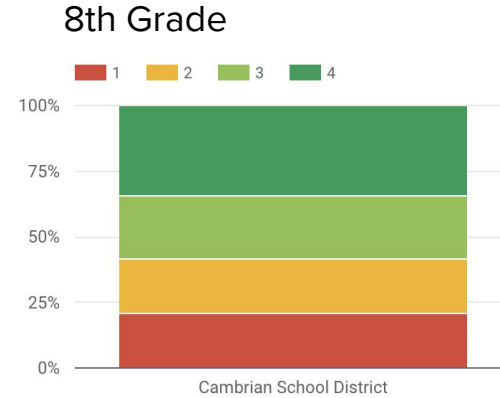
30% did not meet standard



45% met or exceeded standard

34% nearly met standard

21% did not meet standard



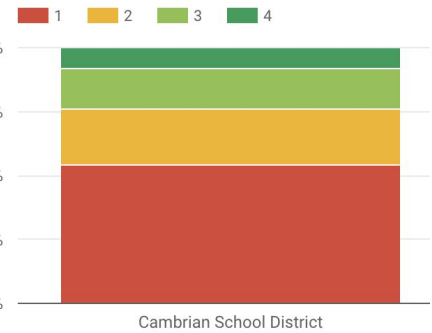
57% met or exceeded standard

23% nearly met standard

20% did not meet standard

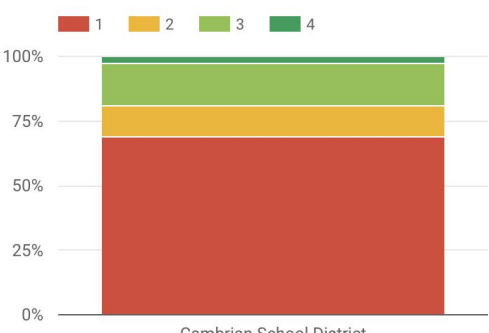
# CAASPP 21/22 Subgroups

## ELA Sped



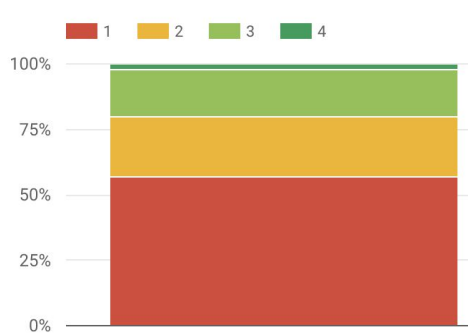
24% met or exceeded

## Math Sped



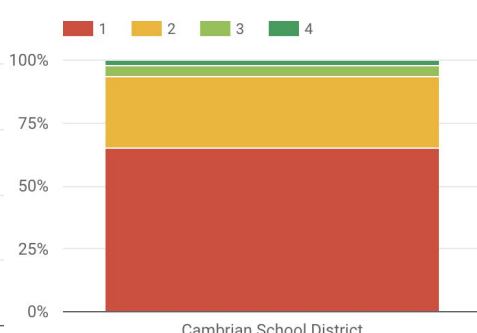
19% met or exceeded

## ELA SED



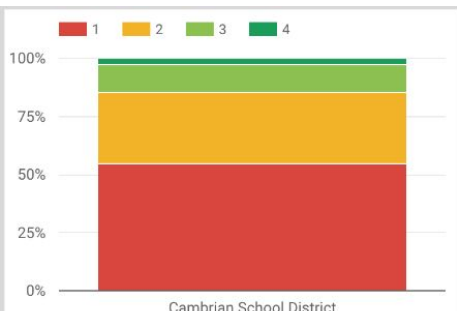
20% met or exceeded

## Math SED



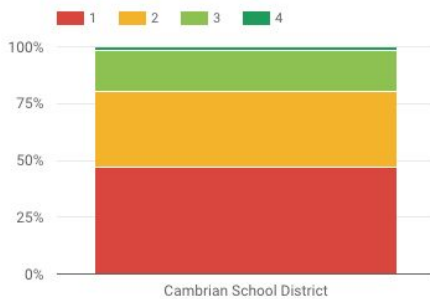
7% met or exceeded

## ELs Math



15% met or exceeded

## ELs ELA



20% met or exceeded

# Reclassification (RFEP)

## 2020

- 94 ELs - 15 RFEP (16%)
  - No SBAC that year went off of aReading data

## 2021

- 105 ELs - 8 RFEP (8%)
  - Lower writing scores and grades during distance learning - we were being conservative about who we RFEPd

## 2022

- 122 ELs - 16 RFEP (13%)
  - 32 - potential (hit ELPAC Level 4) out of 32, 16 met all criteria

# **Literacy Interventions**

## **6th Grade - Semester 1**

Read 180 - 27 students

Academic Skills Development (ELA) : 63 students

Academic Skills Development (ELA Enrichment) : 31 students

## **6th Grade - Semester 2**

Read 180 - 27 students

Academic Skills Development (ELA) : 89 students

Academic Skills Development (ELA Enrichment) : 33 students

## **7th/8th Grade - Semester 1**

Read 180-1 - 10 students

Read 180-2 - 15 students

## **7th/8th Grade - Semester 2**

Read 180-1 - 13 students

Read 180-2 - 15 students



# Read 180 Reading Inventory Growth

## Report

JOHN READ 180 1 (S1 PER 1)



8  
ha St. John, Chrissy Terwilliger

d: 08/24/22 – 06/16/23

	GRADE	FIRST TEST		LAST TEST		GROWTH IN LEXILE®*
		DATE	PERFORMANCE LEVEL/LEXILE®	DATE	PERFORMANCE LEVEL/LEXILE®	
	8	09/01/22	330	10/25/22	473	143
	7	09/01/22	831	10/27/22	900	69
	7	09/01/22	789	10/27/22	854	65
	8	09/01/22	984	10/25/22	1038	54
	7	09/01/22	1002	10/25/22	1049	47
	7	09/01/22	840	10/27/22	864	24
	8	09/02/22	851	10/25/22	872	21
	7	09/01/22	924	10/25/22	938	14
	7	09/01/22	520	10/25/22	511	0
	7	09/01/22	1130	10/27/22	1098	0

# Read 180 Reading Inventory Growth

## Report

OHN READ 180 2 (S1 PER 2)



at St. John, Chrissy Terwilliger

08/24/22 – 06/16/23

GRADE	FIRST TEST		LAST TEST		GROWTH IN LEXILES*
	DATE	PERFORMANCE LEVEL/LEXILES	DATE	PERFORMANCE LEVEL/LEXILES	
8	08/31/22	907	10/26/22	1031	124
7	08/31/22	659	10/25/22	764	105
8	08/31/22	913	10/25/22	998	85
7	08/31/22	575	10/26/22	659	84
7	08/31/22	885	10/26/22	944	59
8	08/31/22	847	10/25/22	890	43
8	08/31/22	659	10/25/22	695	36
7	08/31/22	618	10/26/22	650	32
7	08/31/22	709	10/25/22	735	26
8	08/31/22	424	10/25/22	439	15
8	09/02/22	1016	11/04/22	927	0
7	08/31/22	674	10/25/22	666	0
7	08/31/22	523	10/26/22	523	0

# Math Interventions

## 6th Grade (Semester 1)

ASD Math: 56 students

ASD Math Enrichment: 33 students

ASD ACHIEVE: 18 students

ASD ACHIEVE PLUS: 22 students

## 6th Grade (Semester 2)

ASD Math: 33 students

ASD Math Enrichment: 31 students

ASD ACHIEVE: 18 students

ASD ACHIEVE PLUS: 22 students

## 7th Grade (Semester 1)

ASD 7- 18 students

ACHIEVE 7 - 30 students

## 7th grade (Semester 2)

ASD 7- 18 students

ACHIEVE 7 - 30 students

## 8th Grade (Semester 1)

ASD 8- 33 students

ACHIEVE 8 - 9 students

## 8th Grade (Semester 2)

ASD 8- 20 students

ACHIEVE 8 - 9 students

# Snapshot of 7th Grade ASD

Name	FastBridge	CH 1 Math Test
Julie	Red	82.50%
Brooke	Green	Org = 77.5%, retake = 100%
Rebecca	Yellow	84.38%
Isha	Yellow	72.50%
Jayden	Green	85%
Dylan	Green	92.50%
Jasper	Green	97.50%
Michael	Green	82.50%
Zofia	Yellow	Org = 67.5%, retake = 92.5%
Crystal	Green	84.38%
Bella	Yellow	89.06%
Olivia	Green	90.63%
Andrew	Green	78.13%
Angel	Red	85%
Eduardo	Green	82.50%
Aidan	Yellow	87.50%
Isabella	Green	100%
		mean of all math classes = 89.6%
		Red = 0 - 19.99% tile
		Yellow = 20 - 29.99% tile
		Green = 30 - 84.99% tile

# Accelerated Math Programs

## Common Core Math 7th & 8th Grade

- 56 students

## Common Core Integrated Math I

- 54 students

## Accelerated 8 Integrated Math 1 & Math 8

- 21 students

## Common Core Integrated Math II

- 3 students



# Other Support

## Study Strategies (7th/8th)

Semester 1

- 11 students

Semester 2

- 7 students so far

## English Language Development Program

ELD1 System 44: (Phonics based approach follows Read 180 format)

- 20 students

ELD 2 R180:

- 15 students



# Actions/Next Steps

- Continue additional supplemental target instruction for ELA & Math for 6/7/8th grade using current data.
- Continue Read 180 curriculum for use in General Education intervention as well as Special Education.
- Expand study strategies class as an elective.
- NGSS Curriculum adoption
- House SEL curriculum in one place (ie, soft start example)

# **LCAP Goal 3 - Positive School Environment, Climate, & Culture**







Previous attachment

**Band Practice**



**Cross Country**

Makes things out of LEGOS  
Always jokes  
Takes his time to read his books  
Thinks back to his mistakes and decides to fix them  
He loves playing video games  
Eats Chipotle  
When he grows up, he wants to work with his dad or be a soccer player

**My Name, My Identity**



**Chill Room**



**9/11 Peace Ceremony**

# What's working...

- Strong PBIS team - Redemption Week, Proud Matrix, Hammer Sharky
- Campus Safety Supervisor - Helps with brunch, lunch, afterschool, great rapport with students.
- Valley Sports lunch and afterschool sports
- Leadership (Peace Ceremony, Mission Kindness, Red Ribbon Week, Rallies, Dances, Student Store)
- Clubs (writing, art therapy, LGBTQ, math, water color)
- Nugent Counselor for Gen ed and Sped students
- Two counselors running individual and groups counseling sessions.
  - Counseling referral form is now online via Google Classroom so students can remain anonymous.



**Mission Kindess Week**



**Lunch Fun**



**Valley Sports**



**Father/Son Basketball Game**



**Twin Day**



**Family Movie Night**



**Brunch Competitions**

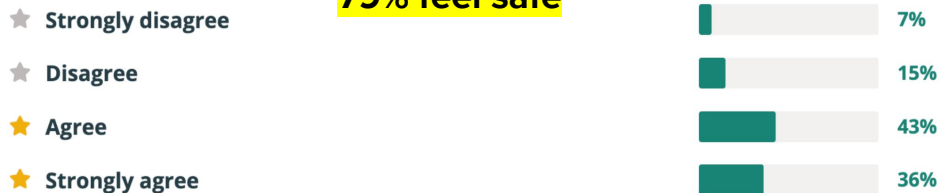
# What is the climate for kids?

608 responses - about 70%

## I feel safe at school

School climate / culture (Grades 4-6) • 608 Responses

79% feel safe



## I feel like I am part of this school.

Emotional Safety • 604 Responses

78% feel a part of the school



## Students at this school are teased or picked on about their race or ethnicity.

Bullying/Cyberbullying • 601 Responses

36% are teased about their race



## I can talk to a teacher or other adult at this school about something that is bothering me.

Mental Health • 604 Responses

69% feel they can talk to an adult on campus



# What is the climate for staff?

37 responses - about 77%

## I feel comfortable discussing feelings, worries, and frustrations with my supervisor.

Emotional Safety • 37 Responses

92% feel comfortable



## I feel satisfied with the recognition I get for doing a good job

Emotional Safety • 35 Responses

85% feel recognized



## This school inspires me to do the very best at my job.

Emotional Safety • 37 Responses

89% feel inspired



## People at this school care about me as a person.

Emotional Safety • 37 Responses

89% feel cared for



# Actions/Next Steps

## Implement SEL programs with fidelity: This is the challenge

- **Habitudes**
  - **Digital Citizenship**
  - **SEL Films (added RTBH)**
  - **Project Cornerstone**
  - **Proud Matrix**
- Teach these with more consistency by putting time in the schedule - Soft Start after long break... talking with Counselors and Leadership Team

**\*\* Find out who and why through SAEBRS data**

**\*\* Expand 5-5 (personal connections to students).**

**\*\* Expand Chill Room to Monday, Wednesday, and Fridays**

