



# Price Middle School

Local Control and Accountability Plan 2024-2025



# Overall Successes

- Very positive school culture
- Working on collaboration and team building with staff has created a climate where we can change programs and mindset to be more inclusive and ensure all students have access and have the ability to be challenged.
- Chrissy Terwilliger has been instrumental in building Tier 2 academic supports and facilitating instructional cycles with new teachers and teachers who are new to a subject.
- Significant growth of students in support classes

## Student Success Class

Q1	Q2	Q3	GPA Raise	Cum
1.14	1.29	1.86	0.57	1.43
0.71	0.57	1.29	0.72	0.86
2.00	0.43	1.86	1.43	1.43
2.71	1.57	2.14	0.57	2.14
0.86	0.14	1.14	1.00	0.71
1.71	0.71	1.71	1.00	1.38
2.14	1.57	2.71	1.14	2.14
1.67	2.17	2.71	0.54	2.18
3.00	2.29	2.14	-0.15	2.48
2.14	2.14	1.86	-0.28	2.05

Eight of the 10 students in our Student Success class have raised their GPA by .5 or more. That means they qualify for a “Diamond Card.” This is celebrated at each quarter rally, is added to their Student ID and they receive \$1 at the student store, 1 “oops pass” and 25 Proud Grams

# Jenny Fore's ELD 2 Class

GRADE	FIRST TEST		LAST TEST		GROWTH IN LEXILE®*
	DATE	PERFORMANCE LEVEL/LEXILE®	DATE	PERFORMANCE LEVEL/LEXILE®	
8	08/25/23	BR	03/28/24	521	521
7	▶ 09/25/23	115	▶ 03/28/24	493	378
8	08/24/23	556	03/28/24	844	288
7	▶ 08/24/23	205	03/28/24	440	235
7	08/25/23	311	03/28/24	533	222
7	08/24/23	508	03/28/24	653	145
6	08/24/23	587	03/28/24	729	142
8	08/24/23	626	▶ 03/28/24	753	127
7	▶ 11/30/23	BR	▶ 01/11/24	97	97
7	▶ 08/24/23	255	▶ 03/28/24	343	88
8	08/24/23	499	03/28/24	575	76
7	▶ 08/25/23	246	▶ 03/28/24	303	57
8	08/24/23	677	03/28/24	713	36

## KEY

BR = Beginning Reader

Advanced

Proficient

Basic

Below Basic

▶ Test taken in less than 15 minutes

\* Scale for bar based on highest Lexile® growth within selected time period

## YEAR-END PROFICIENCY RANGES

Grade 1	190-530L	Grade 5	830-1010L	Grade 9	1050-1260L
Grade 2	420-650L	Grade 6	925-1070L	Grade 10	1080-1335L
Grade 3	520-820L	Grade 7	970-1120L	Grade 11	1185-1385L
Grade 4	740-940L	Grade 8	1010-1185L	Grade 12	1185-1385L

HMH - 80 minute block, 5 days a week for one year we should see about 100 points of lexile growth. We run 45 minute block for a year-long class.

# Emily Cooper's Mild/Mod SDC Class

GRADE	FIRST TEST		LAST TEST		GROWTH IN LEXILE®
	DATE	PERFORMANCE LEVEL/LEXILE®	DATE	PERFORMANCE LEVEL/LEXILE®	
7	▶ 08/22/23	Below Basic 520	▶ 04/05/24	Below Basic 696	176
8	08/22/23	Below Basic 127	▶ 04/05/24	Below Basic 239	112
7	▶ 08/25/23	Below Basic 206	▶ 04/05/24	Below Basic 311	105
7	▶ 08/22/23	Basic 840	04/05/24	Basic 902	62
8	08/22/23	Below Basic 506	01/10/24	Below Basic 544	38
8	09/05/23	Below Basic 574	▶ 10/27/23	Below Basic 569	0
8	▶ 08/22/23	Below Basic BR	▶ 04/05/24	Below Basic BR	0
8	▶ 08/25/23	Below Basic BR	▶ 04/05/24	Below Basic BR	0
6	08/29/23	Below Basic 668	04/05/24	Below Basic 280	0
8	▶ 08/22/23	Below Basic 360	▶ 04/05/24	Below Basic 249	0

### KEY

BR = Beginning Reader

Advanced

Proficient

Basic

Below Basic

▶ Test taken in less than 15 minutes

\* Scale for bar based on highest Lexile® growth within selected time period

### YEAR-END PROFICIENCY RANGES

Grade 1	190-530L	Grade 5	830-1010L	Grade 9	1050-1260
Grade 2	420-650L	Grade 6	925-1070L	Grade 10	1080-1335
Grade 3	520-820L	Grade 7	970-1120L	Grade 11	1185-1385
Grade 4	740-940L	Grade 8	1010-1185L	Grade 12	1185-1385

HMH - 80 minute block, 5 days a week for one year we should see about 100 points of lexile growth. We run 45 minute block for a year-long class.

\*\* BR (Beginning Reader) to BR does not calculate growth. There may have been some

# Erin Weston's 6TH Grade Read 180 Class

GRADE	FIRST TEST		LAST TEST		GROWTH IN LEXILE®*
	DATE	PERFORMANCE LEVEL/LEXILE®	DATE	PERFORMANCE LEVEL/LEXILE®	
6	▶ 08/29/23	Below Basic 654	03/28/24	Basic 858	204
6	08/31/23	Basic 851	03/28/24	Proficient 977	126
6	08/29/23	Basic 853	04/01/24	Proficient 963	110
6	08/29/23	Below Basic 703	03/28/24	Basic 806	103
6	08/29/23	Basic 864	03/28/24	Proficient 950	86
6	08/31/23	Below Basic 697	03/28/24	Basic 760	63
6	▶ 10/23/23	Below Basic 659	01/11/24	Below Basic 703	44
6	08/29/23	Basic 759	03/28/24	Basic 799	40
6	08/24/23	Below Basic 698	03/28/24	Basic 738	40
6	08/31/23	Below Basic 714	03/28/24	Basic 733	19
6	08/29/23	Basic 908	03/28/24	Proficient 926	18
6	08/31/23	Basic 749	03/28/24	Basic 762	13

## KEY

BR = Beginning Reader

Advanced

Proficient

Basic

Below Basic

▶ Test taken in less than 15 minutes

\* Scale for bar based on highest Lexile® growth within selected time period

## YEAR-END PROFICIENCY RANGES

Grade 1	190-530L	Grade 5	830-1010L	Grade 9	1050-1260L
Grade 2	420-650L	Grade 6	925-1070L	Grade 10	1080-1335L
Grade 3	520-820L	Grade 7	970-1120L	Grade 11	1185-1385L
Grade 4	740-940L	Grade 8	1010-1185L	Grade 12	1185-1385L

## LTEs (Long-term English)

- 45 - 6th and 7th grade students that are LTEs
- Of those 45 students - 40 are receiving services (IEP or Read 180 class)
- 5 students not receiving services had an ELPAC score of 3 last year.
- 4 of those 5 students had SBAC scores that would have qualified them for reclassification.
- Chrissy met with every student who got a 3 on the ELPAC.

# Opportunities for Improvement - Achievement, Attendance, Behavior

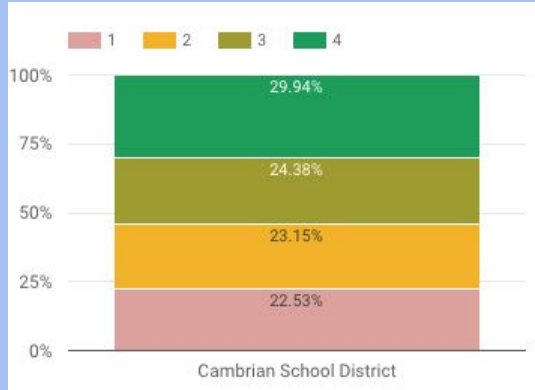
- Achievement gaps for English Learners, students with an IEP, and Socially Economically Disadvantaged Students
- Attendance for Sped students.
- More parent engagement
- Overall Rigor (High engagement, essential content standards, collaboration)

Focus on 20%+ of students nearly met standard on the 22/23 SBAC, including Sped, ELs, and SED students



# CAASPP 22/23 Math

## 6th Grade

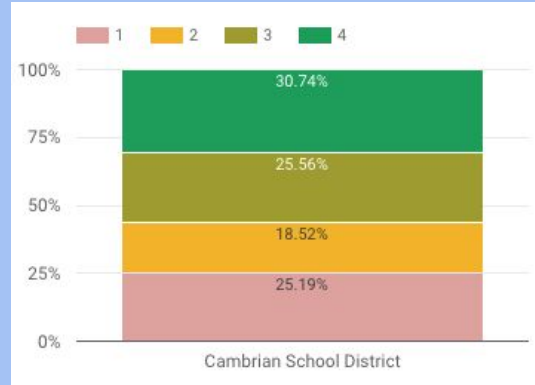


55% met or exceeded standard

23% nearly met standard

22% did not meet standard

## 7th Grade

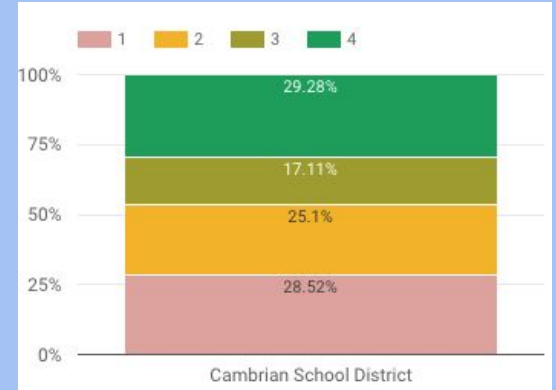


56% met or exceeded standard

19% nearly meet standard

25% did not meet standard

## 8th Grade



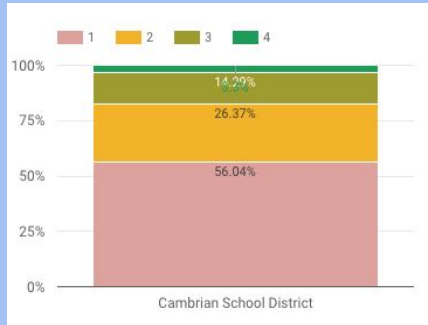
46% met or exceeded standard

25% nearly met standard

29% did not meet standard

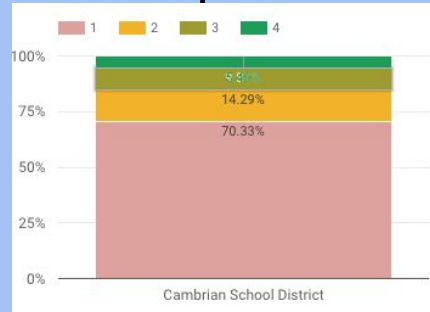
# CAASPP 22/23 SPED

## ELA Sped



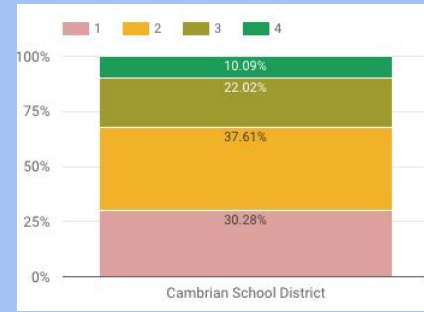
18% meet or exceeded standard  
 26% nearly meet standard  
 56% did not meet standard

## Math Sped



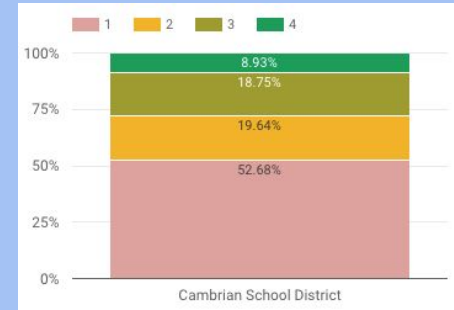
26% meet or exceeded standard  
 14% nearly meet standard  
 60% did not meet standard

## ELA SED



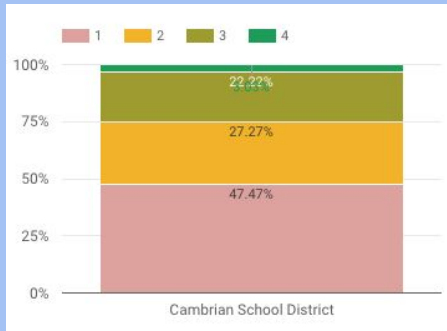
37% meet or exceeded standard  
 32% nearly meet standard  
 30% did not meet standard

## Math SED



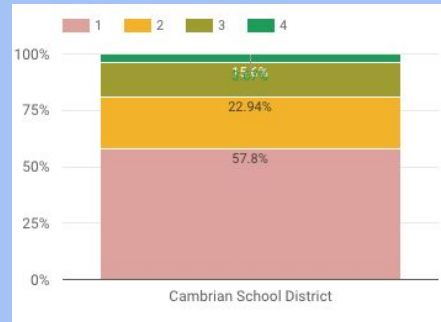
28% meet or exceeded standard  
 20% nearly meet standard  
 52% did not meet standard

## ELA EL



25% meet or exceed  
 27% nearly meet  
 47% did not meet

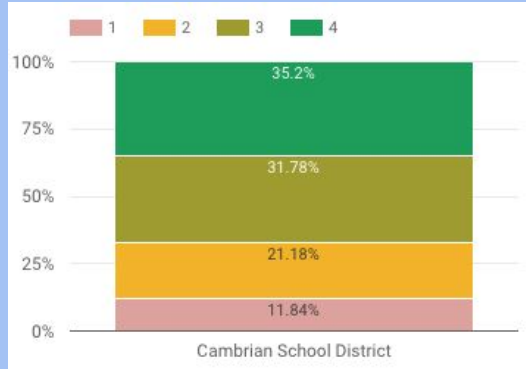
## Math EL



19% meet or exceed  
 23% nearly meet  
 58% did not meet

# CAASPP 22/23 ELA

## 6th Grade

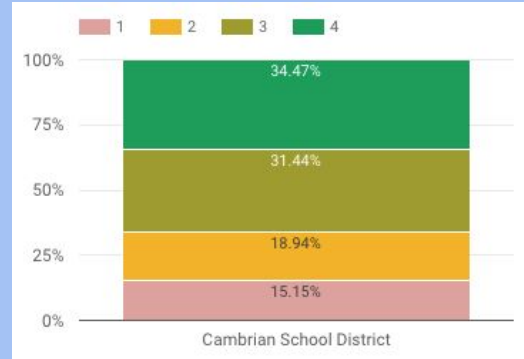


67% met or exceeded standard

21% nearly met standard

12% did not meet standard

## 7th Grade

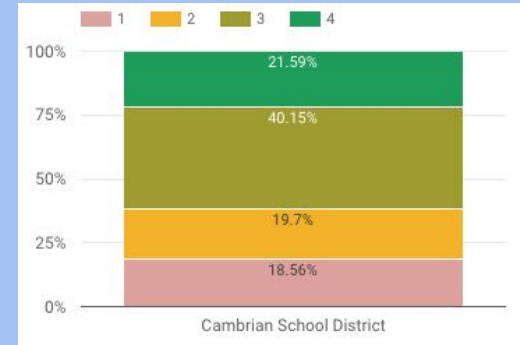


66% met or exceeded standard

19% nearly meet standard

15% did not meet standard

## 8th Grade



62% met or exceeded standard

19% nearly met standard

19% did not meet standard

# Focus for 24/25

Decrease the number of LTEL students each year.

Increase number of RFEP students

Alternative to suspension

ID students from outside our district as soon as possible

Challenge is repeat offenders

# LCAP Goal 1 - High Academic Achievement

Provide high quality and dynamic instruction for all students (including EL, SED, Foster Youth, and Sped) while preparing them for 21st century college and career readiness.

SDC - Classroom Instruction, Community Outings and Yoga




**CONTINUE**



Rocketry Rocket Launch

- Additional supplemental target instruction for ELA & Math for 6/7/8th grade using current data.
- High academic electives
- Coaching and informal observations (Admin, Terwilliger & Davis)
- Student Success Class
- After School Math Class targeting Hispanic and Female Students FOR IM1






Forensics casting cuticle imprints of human hair





## Ramp Up After School Math Class



## Ms. Weston's Read 180 Class



- **Supplanting our adopted curriculum with supplemental materials.**
- **Advanced ELA in 7th & 8th grade**



- **New NGSS implementation**
- **Conduct department meetings that intentionally look at content materials and essential standards**
- **Replace Advance ELA with ELA Elective (No testing in required)**
- **6/7/8th Grade mild/mod SDC students push into regular education science classes.**



# Goal 2 - Effective Leadership, Teaching, and Learning

High quality staff through recruitment, retention and professional development.

## ASB Officers



## Dream VP Team

**CONTINUE**

Jen Foley, Classified  
Employee of the year



- **Ashley Davis monthly coaching with Math teachers using SVMl and Social Justice in Mathematics**
- **Chrissy Terwilliger coaching new teachers and new teachers to Price**
- **Two VERY EFFECTIVE Assistant Principals**
- **PAC (Principal Advisory Committee)**
  - **Student ambassadors at lunch**
  - **Powerful student voice**
- **Emphasis on Equity and Inclusion through Equity Proficiency**
  - **Nicole Anderson & Associates Consulting**
  - **Equity work around SED students**
- **CADA (California Association of Directors of Activities)**
- **Clubs, redemption week, staff spirit get togethers**
- **Dot exercise**
- **Soft start first day of school**
- **SEL Curriculum (Habitudes and Project Cornerstone)**



Ashley Davis, Certificated  
Employee of the year







- **Adding supplemental programs to core classes**



- **Recruit more student teachers**
- **Trauma Informed PD**
- **Partnering with SJPD**

# LCAP Goal 3 - Positive School Environment, Climate, & Culture

Supportive environment so that students can reach their full academic potential.

POW



Badminton Club



9/11 Peace Ceremony





**CONTINUE**

- **Strong PBIS team**
- **Campus Safety Supervisor**
- **Valley Sports lunch and afterschool sports**
- **Leadership**
  - **Peace Ceremony**
  - **Mission Kindness**
  - **Red Ribbon Week**
  - **Rallies**
  - **Dances**
  - **Student Store**
  - **Monthly Redemption Week**
- **Clubs**
  - **CHILL Room, Chess Club, Mental Health Awareness Club, Open Art Studio, Endangered Animals Club, Cartooning Club, Knitting Club, Watercolor Club, Math Club**



Girl's JV Soccer



Band



Leadership



Color Guard



- Office referrals for Tier 1 behaviors



- Attendance recognition



# LCAP Goal 4 - Strong Parent and Community Engagement

Promote a welcoming and inclusive environment for all parents, families and community stakeholders as partners in the education and support of all students' success in school.



Open House Art Show



SJPD presentation





**CONTINUE**

- **School Fundraiser (\$12,000)**
- **NAMI (National Alliance Mental Illness) Price Walk**
- **HProject Cornerstone**
  - **District participation**
- **Campus Tours (2 this year)**
- **FunFest**
- **Back-to-School Night**
- **Open House**



- **Any and all parent complaints**



- **More robust ELAC**
- **Volunteer Appreciation Tea**
- **More communication with SED families**
- **More beautification**
  - **Murals Carrie Lyons-Lao**
  - **H&SC Science Garden**

Questions???

