



Price Charter School

**Comprehensive School Safety Plan
2020-2021**

Cambrian School District
Contact Person: Margaret Lavin
Position: Vice Principal
Telephone Number: (408) 377-2532
Email Address: lavinm@cambriansd.com

Table of Contents

Sections	Page
1) Introduction	3
2) Safety Planning Committee	5
3) Annual Safety Goals	7
4) Child Abuse, Maltreatment, and Neglect	10
5) Emergency and Disaster Procedures and Actions <ul style="list-style-type: none"> • The Basic Plan: Coordination with Local, State and Federal Agencies • Incident Command System for Schools (ICS) • Price's Incident Command System (ICS) Flowchart • Emergency and Disaster Procedures and Actions <ul style="list-style-type: none"> ○ Bomb Threat Checklist • Routine Emergency Disaster Drills <ul style="list-style-type: none"> ○ Earthquake, Fire and Lockdown Drills ○ Lockdown Assessment Sheet 	14
6) Expected Behavior, School Discipline, Suspensions, and Expulsions <ul style="list-style-type: none"> • Positive Behavior Intervention System (PBIS) • Dress Code • School Discipline • Suspensions • Expulsions • Notification to Teachers of Suspended or Expelled Students 	49
7) Safe Ingress and Egress	74
8) Equal Opportunity, Hate Crime, and Harassment <ul style="list-style-type: none"> • Sexual Harassment Policy 	78
9) Recommendations and Assurances	83

Section 1

Introduction

Purpose

The Price Middle School's Comprehensive Safety Plan will address the safety concerns identified through a systematic planning process and provide guidance and direction to the principal, faculty, and staff, to create a vision for the school where students are safe to learn.

Requirements

All students public schools serving Transitional kindergarten through eighth grade with over 2,500 students must develop a comprehensive school safety plan, per California Education Code sections 32280-32289

The Comprehensive Safety Plan must be reviewed and updated annually by the School Safety Planning Committee or the School Site Council. Before adopting its comprehensive school safety plan, the school site shall hold a public meeting at the school site to allow members of the public the opportunity to express an opinion about the school safety plan prior to March 1. Education Codes 35294.1 & 35294.6

Annually prior to July 1, the school site will report the status of its school safety plan and include a description of the key elements in their School Accountability Report Card (SARC), pursuant to Sections 33126 and 35256.

The plan must be certified by the members of the School Safety Planning Committee, the School Site Council President, and the school principal, prior to being presented to the Board of Trustees for final review and adoption. The School Safety Plan must be approved and adopted before the State and County deadline of October 15.

The following guidelines may be utilized to support the annual review and evaluation of the individual school safety plan to ensure compliance with the requirements of Senate Bill 187 and Cambrian School District Board Policy 3516, Comprehensive School Safety Plan.

The plan shall include: (Education Code [32282](#))

- Child Abuse reporting procedure
- Routine and emergency disaster procedures including natural disasters, human created disasters or power outages, a procedure to allow a public agency, including the American Red Cross, to use school buildings, grounds, and equipment for mass care and welfare shelters during disasters or other emergencies affecting the public health and welfare, and adaptations for students with disabilities in accordance with the Americans with Disabilities Act
- Policies pursuant to Education Code 48915(c) and other school-designated serious acts which would lead to suspension, expulsion, or mandatory expulsion recommendations

- Procedures to notify teachers and counselors of dangerous students
- Discrimination and Sexual Harassment Policy
- Dress Code
- Procedures for safe ingress and egress
- Rules and procedures on school discipline in order to create a safe and orderly environment conducive to learning
- Hate Crime reporting procedures
- Policies aimed at preventing bullying

Implementation of Plan

The Comprehensive Safety Plan will be distributed to the Cambrian School District Office and will be made available to all staff, students, parents, and the community to review in the school office or on the school website.

Section 2

Safety Planning Committee

The school site council shall write and develop a comprehensive safety plan relevant to the needs and resources of their school. The site council shall consult with local law enforcement in the writing and development of the plan, as well as other school site councils and safety committees, when practical. (Education Code [32281](#), [32282](#)) (Cambrian Board Policy 3516)

The school site council may delegate the responsibility for writing and developing a school safety plan to a School Safety Planning Committee. This committee shall be composed of the following members: (Education Code [32281](#) and 35294.1) (Cambrian Board Policy 3516)

- The principal or designee
- One teacher who is a representative of the Cambrian District Teachers Association (CDTA)
- One parent or guardian whose child attends the school
- One classified employee who is a representative of the California School Employees' Association, Local 641 (CSEA)
- Other members, if desired

School site councils shall work in cooperation with local law enforcement agencies in the prevention of campus crime and violence development. (Education Code [32280](#))

Before adopting the Comprehensive School Safety Plan, the school site council or school safety planning committee shall hold a public meeting at the school site to allow members of the public the opportunity to express an opinion about the plan. (Education Code [32288](#))

Notification of Public Meeting

The school site council or safety planning committee shall notify, in writing, the following people and entities of the public meeting: (Education Code [32288](#)) (Cambrian Board Policy 3516)

- The Price Middle School Community
- Mayor of San Jose
- A representative of the California School Employees' Association, Local 641 (CSEA)
- A representative of the Home and School Club
- A representative of the Cambrian District Teachers Association (CDTA)
- A representative of the student body government
- All persons who have indicated that they want to be notified

Safety Plan Committee

Name	Position	Signature
Margaret Lavin	Vice Principal	<i>Margaret Lavin</i>
Kamal Sangha	Teacher	<i>Kamal Sangha</i>
Bhavna Bellaire	Classified Employee	<i>Bhavna Bellaire</i>
Marc Corone	SCC President	<i>Marc Corone</i>

Law Enforcement Representative

Name	Position	Signature
Officer Shaun Mattocks	SJPD School Liaison	<i>Shaun Mattocks #3864</i>

Other Emergency Response Consultation Organization

Name	Position	Signature
Mark Norman <i>Joe Viramontez</i>	ICS4Schools	<i>[Signature]</i>

Written Notification of Meeting

Name	Title
Sam Liccardo	Mayor of San Jose
Jill Brigham	Home and School Club President
Stacy Worrell	Community/ELAC Liaison
Maya Drake, James Scibetta	Student Body Presidents

Section 3

Annual Safety Goals

The school site safety plan shall include an assessment of the current status of school crime committed on campus and at school-related functions. (Education Code [32282](#)) (BP 3516)

The plan shall identify appropriate strategies and programs that will provide or maintain a high level of school safety and address the school's procedures to comply with existing laws. (Education Code [32282](#)) (BP 3516)

Data Reviewed

Cambrian School District School maintains records of all suspensions and expulsions in our student information system and SWIS.

School Year	Suspensions	Expulsions	Office Referrals
2017-18	54	0	117
2018-19	45	0	121

School Year	Suspensions	Expulsions	Office Referrals
2019-20	34*	0	182**
2020-21	0***	0	10***

Based on the current year data analysis, the School Safety Planning Committee will identify meaningful safety-related goals for the next school year, as well as strategies and/or programs that will be used to meet those goals and to improve the campus climate.

***Suspension data is based on August until mid-March.**

**** Office referral increase is due to our new data collecting system which included incidents deemed reportable from incident**

reports. This data is more accurate and will guide our MTSS goals for the 20/21 school year.

*** Because of distance learning, the suspension and office referral data do not accurately reflect a typical school year.

MTSS Goal:

With the challenges of school closure and distance learning, School will focus on social/emotional wellness of students and safe distancing precautions in addition to preventative measures to reduce suspensions and office referrals. Data from SWIS and Powerschool will be analyzed monthly by the PBIS team. It will be shared with staff on a bi-monthly basis.

Current Practices in place: *

- Tier 1 (Universal Prevention):
 - Proud Grams
 - Proud Matrix
 - Redemption Week
 - Connect the Dots
 - 6th Grade POW
 - Red Ribbon Week
 - Various Assembles and Quarterly Rallies
 - Chill Room 1 day/week at Lunch
 - Access to the Library at Lunch
 - J.A.W.S. (Just Arrive When you Should) Tardy Deterrent for Periods 2-7)
- Tier 2 & 3 (Intervention):
 - Incident Report Form
 - PBIS Team
 - Counseling Request Form
 - Lunch Detention with Restorative Justice Assignment
 - CICO with School Counselors
 - Attendance Letters and Meeting with Parents
 - Referral Process
 - SST Process

Issues/Concerns regarding current practices:

- Tier 1 (Universal Prevention):
 - Increase use of Restorative Justice Practices

- Use SWIS Data to Drive MTSS
- Increase Communication with Students, Staff, and Parents
- Tier 2 & 3 (Intervention):
 - Continue Teacher Training on Referral Process
 - Continue Teacher Training on SST Process
 - Need Ways to Reduce Repeat Offenders
 - Need consistent SARB process

*

Future changes/implementation in all Tiers

- Strategies Tier 1 (Universal Prevention):
 - Ensure sufficient supervision at lunch and brunch
 - Continue to reach out to the community for extra yard duty supervision
 - Teacher volunteers to take a lunch supervision
 - Stagger 7th and 8th graders so less student supervision needed.
 - Training hired yard duty to engage with students, hand out Proud Grams and supervise specific areas.
- Strategies Tier 2 & 3 (Interventions):
 - Assign students leadership roles during their lunch time (ie, work in the cafeteria, assist in PE or work as a TA).
 - Revise referral form to reflect SWIS data entry.
 - Increase staff communication regarding discipline data through PBIS team during staff meetings.

MTSS Goal:

During the 2020/21 school year, School will reduce the number of suspensions for physical aggression by 5% as measured by PowerSchool Data. School will focus on the social and emotional wellbeing of students during blended and/or distance learning.

*

Current Practices in place:

- Tier 1 (Universal Prevention):
 - Proud Grams
 - Proud Matrix (initial and reboot)
 - Connect the Dots
 - Communication with staff through PBIS team re: discipline data
 - Yard duty supervision
- Tier 2 & 3 (Intervention):
 - Incident Report Form
 - PBIS Team
 - Counseling Request Form

- Lunch Detention with Restorative Justice Assignment

Issues/Concerns regarding current practices:

- Tier 1 (Universal Prevention):
 - Need for more supervision during lunch.

Tier 2 & 3 (Intervention):

- Same cohort of students are repeat offenders

*

Future changes/implementation in all Tiers

- Strategies Tier 1 (Universal Prevention):
 - Yard duty will be assigned specific areas.
 - Administration will continue to reach out to parents and community members to assist in yard duty supervision and extra-curricular activities during lunch
 - Facilities will paint two more four-square courts on the black tops (this was requested several times over the 19/20 school year. School is waiting for facilities to complete.
 - HSC will contribute to lunch sports equipment
- Strategies Tier 2 & 3 (Interventions):
 - SST team will meet monthly to monitor students with behavior and/or academic issues.
 - Time during staff meetings for teachers to collaborate in their houses to discuss students with behavior/academic issues.
 - HSC will donate money for gift cards as incentives for teachers to hand out Proud Grams.

*** Current practices and future changes will be affected by distance and/or blended learning practices and procedures.**

Annual Safety Goals Action Plan *

TO DO	DUE DATE	COMPLETED
Update The Above School Safety Plan Goals <ul style="list-style-type: none"> ● Positive School Climate -PBIS/MTSS, Major/Minors, Referral Process (Appendix: Sign-in and agenda) ● Safety Goals 	January 2021	01
Parent/Student Notification <ul style="list-style-type: none"> ● Site Handbook: PBIS/MTSS, Major/Minors, Referral Process, Suspensions, Expulsions, Zero Tolerance. All parents and students will complete on-line registration including a signature page verifying receipt and review of the handbook. 	August 2020 * NEW students shall receive a copy on at student orientation	08/08/20 on going
School Wide Expectations Taught and Retaught	Expectations are taught in August and reviewed after specific breaks	8/30/20

***Annual Safety Goals Action Plan will be adjusted in accordance with distance and/or blended learning practices and procedures.**

Section 4

Child Abuse, Maltreatment, and Neglect

Definition of a Child

Any person under 18 years of age.

Definition of Child Abuse or Maltreatment

Physical, sexual, or emotional mistreatment or neglect of a child.

Child abuse or child maltreatment is physical, sexual, and/or psychological maltreatment or neglect of a child or children, especially by a parent or a caregiver. Child abuse may include any act or failure to act by a parent or a caregiver that results in actual or potential harm to a child, and can occur in a child's home, or in the organizations, schools or communities the child interacts with.

Child abuse does not include:

- A mutual fight between minors;
- An injury that is caused by the actions of a peace officer using reasonable and necessary force within the scope of his or her employment;
- An injury caused by any force that is reasonable and necessary for a person employed by or engaged in a school:
- To stop a disturbance threatening physical injury to people or damage to property;
- For purposes of self-defense;
- To obtain possession of weapons or other dangerous objects within the control of a pupil; or
- To exercise the degree of control reasonably necessary to maintain order, protect property, protect the health and safety of pupils, and maintain proper and appropriate conditions conducive to learning.

Mandated Child Abuse Reporters

Mandated reporters are required, by law, to report all known or suspected cases of child abuse or neglect. It is not the job of the mandated reporter to determine whether the allegations are valid. If child abuse or neglect is reasonably suspected or if a pupil shares information with a mandated reporter leading him/her to believe abuse or neglect has taken place, the report must be made.

All Cambrian School District employees are mandated reporters pursuant to California Penal Code Section 11165.7, 11166.5 and the Child Abuse and Neglect Reporting Act, Penal Code 11164.

The report should be made immediately over the telephone to the child protective agency and followed up with a required written report. Cambrian School District employees will not investigate child abuse allegations, nor attempt to contact the person suspected of child abuse or neglect.

Failure to report known or reasonable suspicion of child abuse, including sexual abuse, is a misdemeanor. Mandated reporters are provided immunity from civil or criminal liability as a result of making a mandated report of child abuse.

Child Sexual Abuse

Definition of Child Sexual Abuse

All sexual touching between an adult and a child is sexual abuse. Sexual touching between children can also be sexual abuse when there is a significant age difference (often defined as 3 or more years) between the children or if the children are very different developmentally or size-wise. Sexual abuse does not have to involve penetration, force, pain, or even touching. If an adult engages in any sexual behavior (looking, showing, or touching) with a child to meet the adult's interest or sexual needs, it is sexual abuse. This includes the manufacture, distribution and viewing of child pornography.

Child Sexual Abuse or Activity Reporting

Voluntary Sexual Activity may or may not be reportable. Even if the behavior is voluntary, there are circumstances where the behavior is abusive, either by Penal Code definition or because of an exploitative relationship, and then this behavior must be reported. If there is reasonable suspicion of sexual abuse prior to the consensual activity, the abuse must be reported.

Mandated reports of sexual activity must be reported to either the Department of Health and Human Services or the appropriate police jurisdiction.

Reportable for any Child:

- Involuntary sexual activity
- Sodomy, oral copulation, penetration of a genital or anal opening by a foreign object, even if consensual, with a partner of any age
- Incest, even if it voluntary. Incest is a marriage or act of intercourse between parents and children; ancestors and descendants of every degree; brothers and sisters of half and whole blood and uncles and nieces or aunts and nephews and adopted children.
Family Code § 2200

Reportable Sexual Activity if a Child is:

- **Younger than 14 years of age and:**
 - Partner is younger than 14 years old, but there is a disparity in chronological or maturational age or indications of intimidation, coercion, or bribery or other indications of an explosive relationship
 - Partner is 14 years or older

- Lewd and/or lascivious acts by a partner of any age. **The perpetrator has the intent of “Arousing, appealing to or gratifying the lust, passions, or sexual desires of the perpetrator or the child.”*
- Partner is alleged spouse and over 14 years of age. **The appropriate authority will determine the legality of the marriage*
- **14 or 15 Years of Age and:**
 - Partner is younger than 14 years old
 - Sexual intercourse with a partner older than 21 years of age
 - Lewd and/or lascivious acts by a partner that is more than 10 years older than the child. **The perpetrator has the intent of “Arousing, appealing to or gratifying the lust, passions, or sexual desires of the perpetrator or the child.”*
 - Partner is alleged spouse and over 21 years of age. **The appropriate authority will determine the legality of the marriage*
- **16 or 17 years of age and:**
 - The partner is less than 14 years of age
 - Sexual intercourse with a partner older than 14 years of age and there is evidence of an exploitative relationship
 - Partner is the alleged spouse and there is evidence of an exploitative relationship. **The appropriate authority will determine the legality of the marriage.*

No Mandatory Report is required if the Child is:

- **Younger than 14 years old and:**
 - Partner is younger than 14 years old and of similar chronological or maturational age.
 - Sexual behavior is voluntary and consensual
 - There are no indications of intimidation, coercion, bribery, or other indications of exploitative relationships
- **14 or 15 years of age and:**
 - Sexual intercourse with a partner older than 14 and less than 21 years of age and
 - There is no indication of abuse, neglect, and/or evidence of an exploitative relationship
- **16 or 17 years of age and:**
 - Sexual intercourse with a partner older than 14
 - There is no indication of abuse or evidence of an exploitative relationship

Mandated child abuse reporters are not mandated under the child abuse reporting law to report Unlawful Sexual Intercourse (Statutory Rape) that is consensual except in the situations described above.

Defintion of Statuory Rape in California

An adult (someone 18 or older) who has sex with a minor (someone younger than 18), even if the sex is consensual.

Child Abuse, Maltreatment and Neglect Action Plan

To Do	Required Timeline	Completed
Staff Development - On-line course completion	9/25/20	09/25/20
Provide staff with written notification (Appendix)	September 2019	09/25/20

Child Abuse Reporting Number: (408) 299-2071

Reports are available in the school office

Section 5

Emergency and Disaster Procedures and Actions

The Basic Plan: Coordination with Local, State, and Federal Agencies

The Basic Plan addresses the Cambrian School District responsibilities in emergencies associated with natural disaster, human-caused emergencies and technological incidents. It provides a framework for coordination of response and recovery efforts within the District in coordination with local, State, and Federal agencies. The Plan establishes an emergency organization to direct and control operations at all sites during a period of emergency by assigning responsibilities to specific personnel.

The Basic Plan:

- Conforms to the Federally mandated National Incident Management System (NIMS), State mandated Standardized Emergency Management System (SEMS) and effectively restructures emergency response at all levels in compliance with the Incident Command System (ICS).
- Establishes response policies and procedures, providing Fammatre clear guidance for planning purposes
- Describes and details procedural steps necessary to protect lives and property
- Outlines coordination requirements
- Provides a basis for unified training and response exercises to ensure compliance

Requirements

The Plan meets the requirements of Santa Clara County's policies on Emergency Response and Planning, the Standardized Emergency Management System (SEMS) Operational Area Response, and defines the primary and support roles of the District and individual schools in after-incident damage assessment and reporting requirements.

Objectives

- Protect the safety and welfare of students, employees and staff
- Provide for a safe and coordinated response to emergencies
- Protect the District's facilities and properties
- Enable the District to restore normal conditions with minimal confusion in the shortest time possible
- Provide for interface and coordination between sites and the District Emergency Operations Center (EOC)
- Provide for interface and coordination between sites and the County or city EOC in which they reside

- Provide for the orderly conversion of pre-designated District sites to American Red Cross shelters, when necessary

Schools are required by both federal statute and state regulation to be available for shelters following a disaster. The American Red Cross (ARC) has access to schools in damaged areas to set up their mass care facilities, and local governments have a right to use schools for the same purposes. This requires close cooperation between school officials and ARC or local government representatives, and should be planned and arranged for in advance.

Authorities and References: State of California

- **California Emergency Services Act** (Chapter 7, Division 1, Title 2, California Government Code): The Act provides the basic authorities for conducting emergency operations following a proclamation of Local Emergency, State of Emergency, or State of War Emergency by the Governor and/or appropriate local authorities, consistent with the provisions of this Act.
- **California Government Code, Section 3100, Title 1, Division 4, Chapter 4.** States that public employees are disaster service workers, subject to such disaster service activities as may be assigned to them by their superiors or by law. The term "public employees" includes all persons employed by the state or any county, city and county, state agency or public district, excluding aliens legally employed.
 - The law applies to public school employees in the following cases:
 - When a local emergency is proclaimed.
 - When a state of emergency is proclaimed
 - When a federal disaster declaration is made
 - The law has two ramifications for School District employees:
 - It is likely that public school employees are pressed into service as Disaster Service Workers by their superiors,
 - and may be asked to do jobs other than their usual duties for periods exceeding their normal working hours.
 - When pressed into disaster service, employees' Workers' Compensation Coverage becomes the responsibility of state government (OES), but the school pays their overtime pay. These circumstances apply only when a local or state emergency is declared.
 - States that (the Governor's Office of Emergency Services has stated) inadequately trained school staff render school officials potentially liable for acts committed or omitted by school staff acting within the scope of their training during or after a disaster. (Sub Sections 835-840.6).
 - It requires that school districts be prepared to respond to emergencies using SEMS. (Section 8607, the Petris Bill).
- **California Civil Code, Chapter 9, Section 1799.102:** It provides for "Good Samaritan Liability" for those providing emergency care at the scene of an emergency. ("No person, who, in good faith and not for compensation, renders emergency care at the scene of an emergency, shall be liable for any civil damages resulting from any act or omission. The scene of an emergency shall not include emergency departments and other places where medical care is usually offered.")

- **California Education Code, Sections 35295-35297 (The Katz Act), Section 40041, 40042:** Requires that a school site disaster plan outline roles, responsibilities, and procedures for students and staff. It also requires that the school site emergency management organizational structure comply with SEMS, Title 19 Section 2400, and be ready for implementation at all times.
- **California Emergency Plan:** Promulgated by the Governor, and published in accordance with the California Emergency Services Act, it provides overall statewide authorities and responsibilities, and describes the functions and operations of government at all levels during extraordinary emergencies, including wartime. Section 8568 of the Act states, in part, that "...the State Emergency Plan shall be in effect in each political subdivision of the state, and the governing body of each political subdivision shall take such action as may be necessary to carry out the provisions thereof." Therefore, local emergency plans are considered extensions of the California Emergency Plan.

Definition of an Incident

An *incident* is an occurrence or event, either human-caused or caused by natural phenomena, that requires action by emergency response personnel to prevent or minimize loss of life or damage to property and/or natural resources.

- Incidents are usually a single event that may be small or large. They occur in a defined geographical area and require local resources or, sometimes, mutual aid. There is usually one to a few agencies involved in dealing with an ordinary threat to life and property and to a limited population. Usually a local emergency is not declared and the jurisdictional EOC is not activated. Incidents are usually of short duration, measured in hours or, at most, a few days. Primary command decisions are made at the scene along with strategy, tactics, and resource management decisions

Definition of an Emergency

The term *emergency* is used in several ways. It is a condition of disaster or of extreme peril to the safety of persons and property. In this context, an emergency and an incident could mean the same thing, although an emergency could have more than one incident associated with it.

- *Emergency* is also used in Standardized Emergency Management System (SEMS) terminology to describe agencies or facilities, e.g., Emergency Response Agency, Emergency Operations Center, etc.
- *Emergency* also defines a conditional state such as a proclamation of "Local Emergency". The California Emergency Services Act, of which SEMS is a part, describes three states of emergency:
 - State of War Emergency
 - State of Emergency
 - State of Local Emergency

Definition of a Disaster

A *disaster* is defined as a sudden calamitous emergency event bringing great damage, loss, or destruction. Disasters may occur with little or no advance warning, e.g., an earthquake or a flash flood, or they may develop from one or more incidents, e.g., a major wildfire or hazardous materials

discharge.

- Disasters are either single or multiple events that have many separate incidents associated with them. The resource demand goes beyond local capabilities and extensive mutual aid and support are needed. There are many agencies and jurisdictions involved including multiple layers of government. There is usually an extraordinary threat to life and property affecting a generally widespread population and geographical area.
- A disaster's effects last over a substantial period of time (days to weeks) and local government will proclaim a Local Emergency. Emergency Operations Centers are activated to provide centralized overall coordination of jurisdictional assets, departments and incident support functions Initial recovery coordination is also a responsibility of the EOCs.

Incident Command System Duties for Cambrian (ICS)

Cambrian School District follows the recommended Incident Command System for Schools and has designated the duties listed below to certain Cambrian School District employees in case of emergencies.

Incident Commander Duties

- Plan, organize, direct, and lead the entire emergency situation
- Wears a position identification vest
- Establish command post approximately 200 feet from buildings
- Assess situation, determine scope of incident:
 - Evacuation
 - Medical injuries
 - Building damage
 - Student and teacher accountability
- Secure perimeter of school site
- Obtain information from Operations, Planning, and Logistics
- Evaluate overall strategy on a continual basis
- Determine adequacy of resource
- Be the contact person for incoming resources
- Be the contact person for emergency personnel
- Advise 911 of location of triage area as well as student pickup area
- Set up a staging area for volunteers and additional resources
- Maintain unit/activity log (ICS Form 214)

Operations Leader Duties

- Obtain situation briefing from the Incident Commander
- Wears a position identification vest
- Appoint Division Leaders for all grades
- Appoint Triage Leader
- Organize, direct, and control the physical operations of student accountability
- Be in contact with Division Leaders for all grades
- Be in contact with Triage Leader
- Order resources through the Incident Commander
- Designate a triage area and bus/parent pickup area
- Determine egress corridors for students
- Request periodic progress reports from Division Leaders and Triage Leader
- Maintain unit/activity log (ICS Form 214)

Logistics Leader Duties

- Obtain situation briefing from the Incident Commander
- Wears a position identification vest
- Monitor service and support groups
 - Service – additional radios and food and water supply
 - Support – facilities and a custodian person for technical issues
- Make sure the perimeter of school is secure
- Maintain unit/activity log (ICS Form 214)

Planning Leader Duties

- Obtain situation briefing from the Incident Commander
- Wears a position identification vest
- Assist the I.C. in planning overall strategy for incident
- Document situation status
- Document resource status
- Obtain information from the Transportation Leader
- Keep records of every student and when they leave campus, and with who
- Document volunteers (parents or school personnel) who assist and where they are located
- Keep a running time of the event and timestamp important events (ICS Form 214)
- Record a staging area for additional resources
- Obtain a record of bus numbers and students and where they went from the Transportation Leader

Division Leader Duties

- Plan, organize, direct, and lead your respective grade level
- Communicate all activities to Operations
- Wears a position identification vest
- Determine teacher and student accountability within your respective grade/division
- Assess situation, determine scope of incident:
 - Evacuation
 - Medical injuries (send injured teachers or students within your respective grade/division to the triage area)
- If a teacher is injured, assign another teacher to the class of the injured teacher
- Request additional volunteer/parent help through Operations
- Be the contact person for incoming resources
- Maintain unit/activity log (ICS Form 214)

Transportation Leader Duties

- Obtain situation briefing from Planning
- Wears a position identification vest
- Obtain and record the numbers on the buses and where they went
- Obtain and record student names and what bus number they went on

- Obtain and record which students went with parents or guardians (check ID of parents who are picking up)
- Organize the exit corridors
- Report all information to Planning
- Maintain unit/activity log (ICS Form 214)

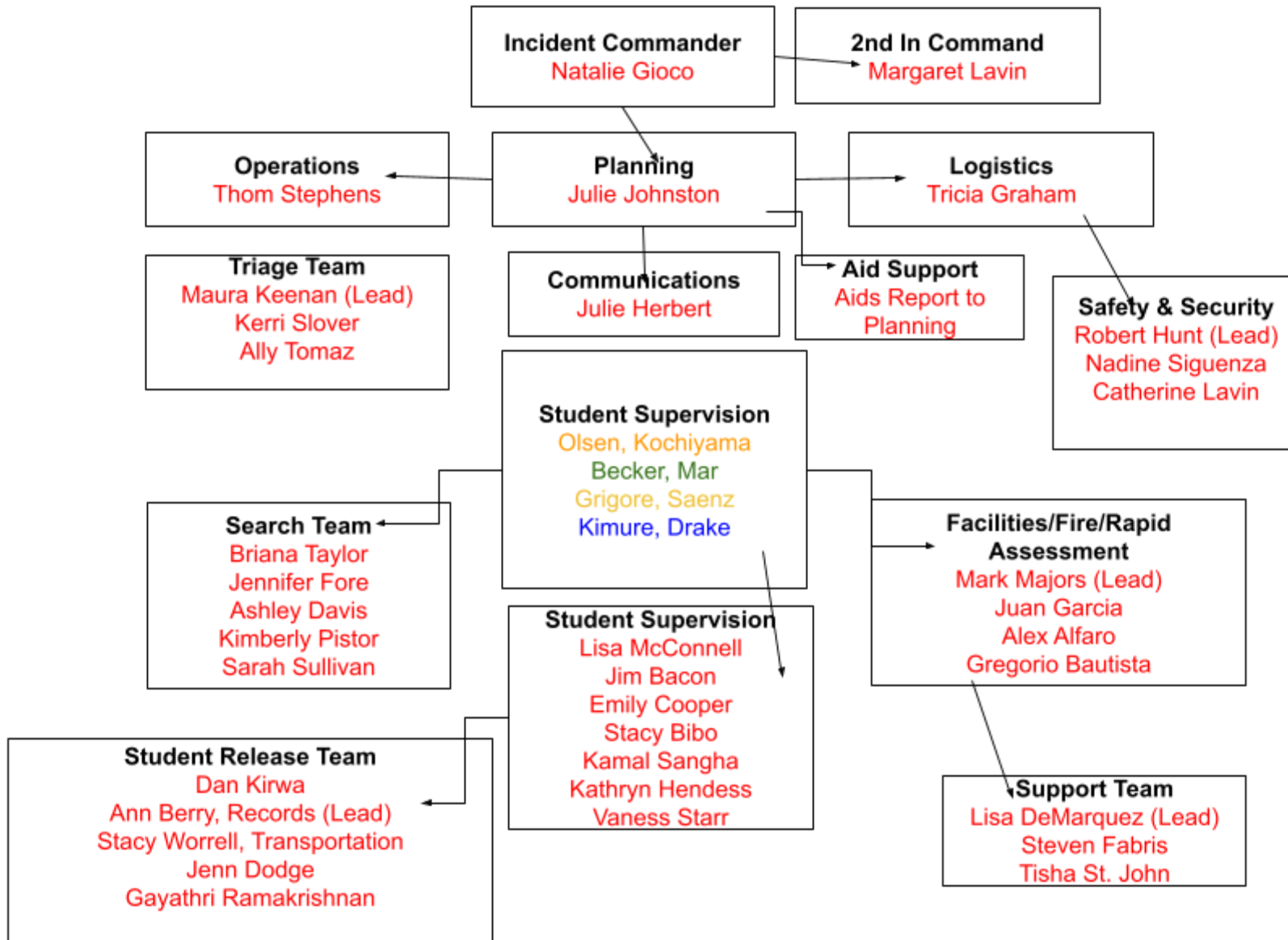
Facilities Leader Duties

- Obtain situation briefing from Logistics
- Secure utilities, e.g. gas, electricity
- Check school for structural stability (visual inspections only)
- Report to Logistics all findings
- Be a liaison with emergency responders

Triage Leader Duties

- Obtain situation briefing from Operations
- Wears a position identification vest
- Identify and organize triage area
- Locate a triage area with easy access for emergency responders
- Identify immediate, delayed, and minor injuries
- If necessary, identify a morgue area
- Set up a cache of medical equipment in the triage area
- Provide a safe means of egress for patients
- Record all patients coming into and leaving the triage area
- Record where patients were taken to (hospital, morgue)
- Maintain unit/activity log (ICS Form 214)

IFC FLOWCHART Price Middle School ICS Flow Chart
 Disaster/Emergency Preparedness Organizational Flow Chart



Staff List
2020/2021 Schedule

Teacher	Rm	1	2	3	4	5	6	7
Bacon	37	SAI Math 6/7	SAI SI 6/7	INCL - 1	LS	P	SAI Math 7/8	SAI SI 7/8
Becker	22	6MA	6SI	6MA	6SI	P	H	E
Benson	28	SAI Math 6	SAI Math 8	SAI Math 7	P	INCL - 14	LS 8	LS 6
Bibo	13	P	8LA	8SS	8LA	8SS	8LA	8SS
Clima	1	Animation	Film	Film	STEM	STEM	P	Motion
Cooper	4	SAI LA 7/8	SAI SS 7/8	INCL - 3	LS	P	SAI LA 6/7	SAI SS 6/7
Davis	29	7MA	P	7MA	7MA/VSP	7MA	7MA	7ASA
DeMarquez	19	P	7MA	7MA	7CS	7MA	7MA	7MA/VSP
Dodge	30	YP/Study Strat	7SS	P	7SS	Leadership	P	7SS
Drake	PE	PE 7/8	PE 7/8	PE 7/8	PE 7/8	PE 7/8	P	PE 6
Fore	11	7LA	7SS	7LA	7SS	P	ELD1	ELD1
Grigore	31	7LA	7SS	P	7LA	7SS	WC&W	7SS
Hendess	10	P	8LA	8SS	8LA/VSP	8SS/VSP	8LA/ACC	8SS
Hunt	20	6LA	6SS	PE6	6LA	6SS	P	H
Johnston	PE	PE - elective	PE 7/8	PE 7/8	PE 7/8	P	PE 7/8	PE 6
Kimure	PE	PE 7/8	PE 7/8	PE 6	PE 7/8	PE 6	PE 7/8	P
Kirwan	16	8SS	WC&C	8SS	WC&C	P	8SS	WC&C
Kochiyama	14	P	8MA	8SS	8MA/VSP	8MA	8ASD	8MA
C. Lavin	26	6LA	6SS	E	6LA	6LA	H	P
Lorigan	53/54	P	7 BAND	BAND II	8 BAND	7 CHOIR	CHOIR 1	8 BAND

Majors	32	6SS	6SI	E	6SS	6SI	H	P
Mar	15	8MA	8MA/VSP	8MA	8MA	8ASD/ACH	8MA	P
McConnell	12	P	INCL - 30	INCL	SAI LA 8	INCL - 14	LS7	SAI-CBI
Olivarez	5	SAI MA	SAI SCI	SAI LA	SAI LA	SAI SS	P	SAI SI
Olsen	2	PLTW 1	PLTW 1	Media Prod	PLTW	PLTW1	PLTW	P
Pistor	23	6MA	6SI	P	6MA	6SI	E	H
Ramakrishnan	41	8SI/VSP	P	8SI	8SI	8SI	8SI	8SI
Saenz	25	6MA	6SI	P	6MA	6MA	H	6PE
Sangha	18	CC IM 1	P	MA1/MA/VSP	ACC 8 IM 1	7-8 MA	P	7-8 MA/VSP
Schlaman	17	P	8 IR	FILM/LIT	8LA	8LA	8LA/VSP	8LA
Segovia	35	Span 1	Span 1	PE 6	Span 1	PE 6	P	PE 6
Siguenza	39	7SI	7SI	7SI	P	7SI/VSP	7SI	7SI
Slover	PE/3	Nutrition	P	Nutrition	PE 7/8	Nutrition	PE 7/8	PE 7/8
St. John	9	7LA	7LA	LA ACC	7LA	7LA	7LA/VSP	P
Stachnick	36	7LA/VSP	7SS/VSP	7SS/VSP	P	7LA	7SS	7SS
Starr	21	6LA/VSP	6SS/VSP	E	6LA/VSP	6SS	P	H
Stephens	40	8SI	P	8SI	8SI	8SI	Forensics	Forensics
Sullivan	24	6LA	6SS	6LA	6SS	E	H	P
Taylor	27	6MA/VSP	6SI/VSP	P	6MA/VSP	6SI/VSP	E	H
Tomas	6	SAI LA7	INCL - 30	SAI LA6	INCL - 24	P	LS6	LS7
VanCampenhout	42	7SI	P	7SI	7SI/VSP	7SI	7SI	7SI

Updated 01/11/2021

Price Middle School

Time	Monday	Tuesday	Wednesday	Thursday	Friday
8:30-9:50a	Check-in & Attendance (8:30-8:45a)				
	P1	P2	*Full Asynchronous Learning for all Students	P1	P2
9:50-10:05a	Break	Break	*Staff Planning/ Collaboration/PD	Break	Break
10:10-11:30p	P3	P4	8:45a-2:00p	P3	P4
11:30-12:00p	Lunch	Lunch	*Staff Meetings/ Collaboration/PD	Lunch	Lunch
12:05-1:25p	P5	P6	2:00-4:00p	P5	P6
1:30-2:50p	P7	Flex Time		P7	Flex Time

P(#): Instructional Periods

Flex Time: Small group instruction; independent practice; additional individual student support.

In addition to the guidelines listed above, students are encouraged to read and write daily, engage in creative pursuits, and stay physically active.

Price Distance Learning Schedule

CPR Certificated & Classified Staff

Alexandria Bass
Rena Hurst
Emily Cooper
Renee Eby
Kerry Slover

Maura Keenan
Lisa DeMarquez
Ashley Davis
Robert Becker
Julie Johnston

Group 1: Staff members with children ages 8 years and younger or those with medically fragile dependents.

Patty Vancampenhout
Erin Weston
Carrie Lyons-Lao

Jim Bacon

Gayathri Ramakrishnan Angela Kochiyama

Group 2: Staff members with children 9-14 or those with elderly dependents.

Kerri Slover
Lisa Demarquez
Suzanne Sahib
Tisha St. John
Catherine Lavin
Stacy Worrell
Sara Sullivan
Bahvna Bellaire

Tricia Graham
Denise Schlaman
Kimberly Pistor
Joanne Grigore
Julie Johnston
Randy Drake
Rena Hurst
Jennifer Fore

John Olsen
Kathryn Hendess
Rob Hunt
Michelle Bozzo
Michal Stachnick
Dora Vargas
Renee Eby

Group 3: All other staff members.

Robert Becker
Lindsay Mar
Claire Nastari
Dan Kirwan
Mark Majors
Alexandria Bass
Stacey Bibo
Julie Herbert
Kim Alexander
Heidi Machado
Charlene Urakami
Deborah Gil
Alex Alfaro
Gregorio Bautista
Vanessa Starr

Jennifer Dodge
Alexia Olivarez
Rhonda Benson
Debbie Miller
Serena Rodriguez
Jesse Saenz
Catherine Lorigan
Ann Berry
Tia Baker
Sepi Penney
Lisa McConnell
Maria Porter
Soledad Ramirez
Alice Felix
Kamaljit Sangha

Nadine Siguenza
Emily Cooper
Ashley Davis
Ramon Segovia

James Kimure
Steve Fabris
Gregoria Bautista
Deb Zarate
Samantha Pritchett
Briana Taylor
Paula Pritchett
Desiree Jones
Thom Stephens
Valentine Ortiz

Emergency and Disaster Procedures and Actions

The following emergencies cover a wide range of possible situations that may occur. The pages that follow are immediate response plans with action options listed for the **Incident Commander** (Principal) and staff. **All personnel** should be knowledgeable of the plans and capable of performing their responsibilities to implement them.

Disaster Emergencies Types

- Earthquake
- Fire
- Explosion or Threat of an Explosion
- Chemical Accident
- Flood
- Fallen Aircraft
- Utilities Failures
- Civil Defense
- Shelter-In-Place
- Lockdown or Hostage Situation

Annual Requirements for Cambrian School District Sites

- All Cambrian School District staff shall be trained in Emergency Procedures
- Emergency binders shall be updated and in classrooms by the first day of school
- Classroom teachers shall conduct emergency training with students within the first week of school
- Evacuation route maps shall be placed in all rooms (i.e. classrooms, library, work rooms, staff room, computer lab, offices etc.)
 - **Emergency Binders shall contain**
 - Incident Command System flow chart for their site
 - Staff List; name, position, room number, phone ext. (include all staff; yard duty, coaches, special ed. Librarian, etc.)
 - Bell Schedule
 - List of employees that are Cardiopulmonary Resuscitation (CPR) certified
 - Order of Release
 - Drill Schedule
 - School Map
 - Emergency and Disaster Procedures
 - Class Roster and pencil

Basic Types Of Actions

Shelter In Place

- **Warning:** Will be given over the PA system and/or bell warning for 30 seconds, or a face-to-face warning. The Principal, **Campus Incident Commander**, is responsible for this warning.
- Action “**Shelter In Place**” consists of:
 - Bringing students into the classroom
 - Holding them in the classroom pending further instruction
- **DO NOT** leave room until the “**All Clear**” bell signal rings, or until there is direction from the Principal, **Campus Incident Commander**. The “**All Clear**” signal will be a repeating ten-second ring and general a PA announcement.

Lockdown

- **Appropriate** for, but not limited to, a violent intruder on campus, sniper, shooting, hostage situation or riot
- **Warning:** Will be given over the PA and/or a bell warning.
- Action “**Lockdown**” consists of:
 - Locking all building and classroom
 - Closing drapes and blinds if class is equipped with them
 - Turn off lights
 - Create an interior barrier of desks to hide behind in the corner of the room opposite the door. If classes are not in session (lunch, break, or student are on fields during PE) they are to run in the opposite direction of the incident to a place of safety (off campus if necessary)
 - Students and staff must remain on the floor and behind your interior barricade
- **DO NOT** leave room until the “**All Clear**” bell signal rings, or until there is direction from the Principal, **Incident Commander**. The “**All Clear**” signal will be a repeating ten-second ring and general PA announcement.

Leave Building

- **Appropriate** for, but not limited to, fire, peacetime, bomb threat, chemical accident, explosion or threat of an explosion, following an earthquake or other similar occurrences, which might make the building uninhabitable.
- **Warning:** Will be the fire alarm signal to alert classrooms to evacuate.
- Action “**Leave Building**” consists of:
 - Orderly movement of students and staff from inside the school building to outside areas of safety or playground evacuation site.
 - If a gas odor is noticed in the immediate area or school site area, do not ring the bell or turn on the light switches. Use verbal means to alert classrooms and evacuate.

Drop, Cover, and Hold

- **Appropriate** for, but not limited to, earthquake, explosion, or surprise nuclear attack
- **Warning:** Is the beginning of a disaster itself.
- Action “**Drop-Cover-Hold**” consists of:
 - **DUCK** or **DROP** down on the floor
 - Take **COVER** under a sturdy desk, table or other furniture with backs to the windows. Protect head and neck with arms
 - **HOLD** onto the furniture and be prepared to move with it
 - Students in wheelchairs should remain in the wheelchair and protect the head and vital organs.

Student Release

- **Appropriate** for any emergency or disaster
- Action “**Student Release**” consists of:
 - Students only being released to a parent, guardian or other adult specified on the student’s emergency card. *There shall be no exceptions to this policy.*
 - Students who are not picked up by their parents may be transported to another student shelter

Directed Maintenance

- **Warning:** The **District Logistic Chief** (Assistant Superintendent or designee) will direct emergency operations from the District office.

- No school personnel, students or parents are allowed to enter a school facility until it is inspected and given approval by the maintenance personnel and the Principal, **Campus Incident Commander**.
- In the event that drinking water is unsafe, school maintenance personnel will have the drinking fountains sealed.

Evacuate Site

- **Appropriate** only when directed by the Superintendent, **District Incident Commander**, or designee. It may be appropriate for, but not limited to, movement away from: fire, chemical and biological gas alert, flood, fallout area, blast area or specific man made emergency (shooting, fire, etc.)
- **Warning:** Under certain disaster conditions, authorized officials may attempt to move an entire community, or portion thereof, from an area of danger to another area of safety. This is mostly a civil defense procedure and will not be attempted unless there is no other alternative.
- Action: “**Evacuate Site**” consists of:
 - Dismissal of all classes
 - Transporting students and staff by school buses, cars, or other means to an area of safety

Convert School

- The local municipality will initiate the “Convert School” action in order to provide a Red Cross emergency facility for living and eating.

Types Of Disasters

Earthquake: Drop, Cover, And Hold

- **In a Classroom or Office**
 - At the first indication of ground movement, **DROP** to the ground. It will soon be impossible to stand upright during the earthquake. Getting to the ground will prevent being thrown to the ground.
 - Seek protective **COVER**; under or near desks, tables, or chairs in a kneeling or sitting position
- **HOLD** onto the table or chair legs. Holding onto the legs will prevent it from moving away from you during the earthquake. Protect your eyes from flying glass and debris with your arm covering your eyes

The Principal, **Campus Incident Commander**, shall determine whether “**Student Release**” procedure or any further action shall be implemented.

- **In Other Areas of The Building**
 - At the first indication of ground movement, **DROP** to the ground

- Take **COVER** under any available desk, table, or bench. If in a hallway, DROP next to an inside wall in a kneeling position and cover the back of the neck with your hands
- **HOLD** until ground movement ends, check for injuries and safely evacuate the building. Move to a safe, open area, away from power lines and other overhead hazards

The Principal, **Incident Commander**, shall determine whether “**Student Release**” procedure or any further action shall be implemented.

- **While Outside**

- At the first indication of ground movement, move away from overhead hazards such as power lines, trees, and buildings. **DROP** to the ground.
- **COVER** the back of your neck with your hands. Be aware of aftershocks. Do not enter buildings until it is determined safe to do so.

The Principal, **Incident Commander**, shall determine whether “Student Release” procedure or any further action shall be implemented.

- **While walking to or from school**

- Do not run
- Stay in the open
- If a student is going to school, continue to school. If going home, the student should continue to go home.

- **While In A Vehicle Or School Bus**

- Pull over to the side of the road and stop. If on a bridge, overpass, or under power lines, continue until the vehicle is away from the overhead dangers.
- Wait until the ground movement stops and check for injuries.
- Be aware of aftershocks, downed wires, or roads blocked by debris. The Bus Driver is legally responsible for the welfare of the students.

The Bus Driver shall use the Emergency Communications equipment to contact the Superintendent, **District Incident Commander**, and District Emergency Command Center. The driver shall follow procedures as directed by the Superintendent or designee.

Fire: Leave Building

- **Fire Within School Building**

- Sound the school fire alarm. This, along with the verbal command, will automatically implement the action to “**LEAVE BUILDING**”
- Notify 911 and the Superintendent’s office, **District Incident Commander**
- Evacuate building and assemble students at designated area
- Take roll
- Maintain control of students at a safe distance from the fire fighting equipment
- Render first aid as necessary
- Fight incipient fires without endangering lives
- Maintain access for emergency vehicles

The Principal, **Campus Incident Commander**, shall determine whether “Student Release” procedure or any further action shall be implemented.

Students and staff shall not return to the school buildings until the Fire Department Officials declare the area safe. Initiate Crisis Intervention Plan if necessary.

- **Fire Near School**

- The Principal, **Campus Incident Commander**, shall determine the need to execute “**Leave Building**” procedure.
- Notify 911 and the Superintendent’s office, **District Incident Commander**

Explosion Or Threat Of Explosion: Drop, Cover, and Hold and/or Leave Building

- **Explosion (Hear, feel, or see)**

- Execute “**Drop, Cover and Hold**” procedures
- If the explosion occurred within the building, teachers should immediately implement “Leave Building” procedure
- Sound the fire alarm
- Fight incipient fires without endangering lives
- Take roll
- Notify 911 and the Superintendent’s office, **District Incident Commander**

The Principal, **Campus Incident Commander**, will direct further action as required.

Buildings are not to be used until declared safe by the Fire Department Officials. Initiate Crisis Intervention Plan, if necessary.

- **Threat of Explosion**

- Sound the fire alarm. This will automatically implement Action “**Leave Building**”
- Notify 911 and the Superintendent’s office, **District Incident Commander**

The Principal, **Campus Incident Commander**, will directed further action as required.

Buildings are not to be used until declared safe by the Fire Department Officials. Initiate Crisis Intervention Plan, if necessary.

Chemical Accident: Leave Building

- **Warning:** Will be received via telephone, radio, messenger, and/or P.A. system.

- Determine the need to implement Action “**Leave Building**”
- Determine whether the students and staff should leave the school grounds
- If necessary, implement “**Student Release**” and “**Site Evacuation**” procedures
- When evacuating, move **upwind and/or uphill** to avoid fumes

- Maintain control of the students at a safe distance
- Render first aid as necessary
- Take roll when you have arrived at a safe place
- Report all emergency repairs resulting from disaster to the Buildings and Grounds Department.
- Notify 911 and the Superintendent's office, ***District Incident Commander***

The Principal, ***Campus Incident Commander***, will direct further action as required.

Buildings are not to be used until declared safe by the Fire Department Officials. Initiate Crisis Intervention Plan, if necessary.

Floods: Student Release; Leave Building; Site Evacuation; Convert School

- **Warning:** Method of alert may be by telephone, radio, or messenger.

The extent and time before a flood arrives will dictate the course of action. The Principal, ***Campus Incident Commander***, will initiate or be called upon to initiate one or more of the following action procedures:

- Provide care of students at school
- Execute "**Student Release**" procedures
- Execute "**Leave Building**" procedure
- Execute "**Site Evacuation**" procedure
- Execute "**Convert School**" procedure
- Notify the Superintendent's office, ***District Incident Commander***.
- Report all damage requiring emergency repair to the Buildings and Grounds Department.

Initiate Crisis Intervention Plan, if necessary.

Fallen Aircraft

- **Warning:** Usually by sight, sound, or fire.

The Principal, ***Campus Incident Commander***, shall determine which Action, if any, should be implemented. When necessary, teachers will take immediate action for the safety of students without waiting for directions from the Principal, ***Campus Incident Commander***.

- All students and staff shall be kept at a safe distance (300 feet), allowing for possible explosion of fuel tanks or ordinance.
- If possible, the Principal, ***Campus Incident Commander***, shall determine whether the aircraft is military, commercial, or a private plane.
- Notify 911 and the Superintendent's office, ***District Incident Commander***.

Initiate Crisis Intervention Plan, if necessary.

Windstorm or Tornado: Drop, Cover, and Hold and/or Remain Alert

- **Warning:** Will be received via telephone, radio, messenger, and/or P.A. system. Occasionally, the National Weather Service will issue a statement saying that “funnel clouds” have been sighted. This in itself is not a tornado warning and no specific actions are usually required, and staff should remain alert for further announcements. The following watches and warnings may be received:
 - **Severe Thunderstorm or Tornado Watch** (winds exceeding 55 mph): Remain alert for additional weather advisory
 - **Severe Thunderstorm or Tornado Warning:** Immediate seek safe shelter
 - During school hours with little or no advance warning, the following actions are to be accomplished:
 - Implement “**Drop, Cover, and Hold**” procedure
 - Remain near an inside wall
 - Avoid structures with large roof spans, if possible
 - Evacuate classrooms bearing full force of winds, if possible
 - Tune to local radio stations for latest advisory
 - Take roll
 - Notify the Buildings and Grounds Department of any break or suspected break, involving utilities, or notification or any needed emergency repairs.
 - Notify Superintendent’s office, ***District Incident Commander*** of damages or injuries.

Initiate Crisis Intervention Plan, if necessary.

Initiate Crisis Intervention Plan, if necessary.

Bomb Threat

- **Receiving A Bomb Threat Call**
 - Stall the caller and obtain as much information as possible. (See Bomb Threat Checklist)
- **Receiving a Bomb Threat Message**
 - Avoid telling or alarming students, if at all possible
 - Notify 911 and the Superintendent’s office, ***District Incident Commander***

In the event of a bomb threat, the principal, ***Campus Incident Commander***, may implement “**Leave Building**” procedure. Caution all everyone against picking up any strange object; it could be a bomb

Buildings are not to be used until they have been inspected and declared safe. Avoid publicizing a “scare”. Initiate Crisis Intervention Plan, if necessary.



Bomb Threat Checklist

Does the phone number show up on caller ID? : _____ Origin of Call: Local ___ Long Distance ___ Internal (ext. #) ___

Do not interrupt the caller except to ask:

When will it go off? Certain hour _____ Time Remaining _____

Where is it placed? School or other site _____ Area _____

- When describing the bomb location, did the caller appear familiar with the building or area? Yes ___ No ___

What does it look like? Appearance _____

Mark all that can be recalled

Caller's Identity: Male _____ Female: _____ Unsure _____ Approximate Age _____

Voice Characteristics	Speech	Language	Accent	Manner	Background Noises
___ Loud ___ High Pitch ___ Raspy ___ Deep ___ Soft ___ Pleasant ___ Other	___ Fast ___ Slow ___ Distinct ___ Distorted ___ Stutter ___ Nasal ___ Intoxicated ___ Slurred ___ Other	___ Excellent ___ Good ___ Fair ___ Poor ___ Foul ___ Other ___ Use of Certain Words or Phrases	___ New England ___ Southern ___ Mid-Western ___ Western ___ Foreign ___ Other	___ Calm ___ Rational ___ Incoherent ___ Deliberate ___ Angry ___ Irrational ___ Coherent ___ Emotional ___ Righteous	___ Office ___ Music ___ Animals ___ Traffic ___ Airplane ___ Party ___ Bedlam ___ Machinery ___ Voices ___ Mixed ___ Trains ___ Factory ___ Quiet

Name of Employee Taking Call: _____ Date of Call: _____ Time of Call: ___ AM or PM

ACTIONS TO TAKE IMMEDIATELY AFTER CALL

First: Dial 911 and notify Principal

Second: Notify Superintendent's office

Third: Write out message from informant in its entirety

Civil Disturbance, Riot, or Hostile Threat: Shelter-in-Place

- **Civil Disturbance, riot on or near the School**

- In the event where the safety or welfare of the students or personnel is endangered or where the destruction of property may result, the following steps shall be taken:
 - Notify 911 as appropriate and the Superintendent's office, ***District Incident Commander***
 - Initiate "**Shelter-In-Place**" if needed
 - Teachers or staff who have free periods or are not directly involved with students will report to the school office for specific assignments to assist in the emergency.

Staff should be kept informed of progress, procedures, and/or actions to be followed. Initiate ***Incident Command System*** Plan, if necessary.

- **Student Disturbance**

- In the event of a student disturbance, the Principal, ***Campus Incident Commander***, or designee will initiate a meeting with student leaders in an effort to resolve the disturbance.
- The Principal, ***Campus Incident Commander***, will direct further action as required. This may include:
 - Sounding "**All Clear**" if the disorder ceases
 - Initiate "**Shelter-In-Place**" if needed
 - Move students to other areas if needed
 - Implement "**Student Release**" or "**Site Evacuation**" procedures, if deemed advisable
 - Identify and keep a record of offenders
 - Notify Superintendent's office, ***District Incident Commander***

Staff should be kept informed of progress, procedures, and/or actions to be followed. Initiate ***Incident Command System*** Plan, if necessary

War: Student Release

- **Warning:** Will be by the news media: radio, television, and/or newspapers. No estimate can be made of the duration of a strategic warning condition. The warning time may be limited to just minutes.
- **If schools are in session, observe the following emergency procedures:**
 - Superintendent's office will contact the school site Principal, ***Campus Incident Commander***
 - The Principal, ***Campus Incident Commander***, will implement "**Student Release**" procedure

Imminent Attack: Drop, Cover and Hold and/or Student Release

- **Warning:** Has been received from the North American Air Defense Command (NORAD) through the National Warning System (NAWAS).
- The warning could mean any one of the following has been confirmed:
 - Hostile forces have been detected and are committed to an attack against the North American Continent

- An allied nation of a United States territory or possession has been attacked with nuclear weapons
- An attack has taken place within the North American continent
- **If schools are in session, observe the following procedures:**
 - Superintendent's office will contact the Principal, **Campus Incident Commander**
 - Principal, **Campus Incident Commander**, will implement "Drop, Cover and Hold" procedures
 - Turn on a battery-operated radio and tune to an Emergency Broadcast System (EBS) station for official information
 - Take roll, report findings to Principal, **Campus Incident Commander**
 - The Principal, **Campus Incident Commander**, will implement "Student Release" procedure

Civil Defense

The County Office of Emergency Services maintains more than 75 disaster warnings throughout the County. During an actual emergency those sirens would sound for 3 to 5 minutes as follows:

- School Response: Immediately turn on the radio and/or television to listen for essential emergency information.

Hostage Situation

The greatest danger in a hostage situation is the actual process of being taken hostage and the first fifteen minutes afterwards. If a hostage survives this period of time, the probability of survival is good.

- **If schools are in session, observe the following procedures:**
 - Isolate the affected area
 - Evacuate all classes to the most distant part or a secure area of the campus.
 - Principal, **Campus Incident Commander**, will call 911 and Superintendent's office
 - Take roll of students and report findings to Principal, **Campus Incident Commander**
 - Keep telephone lines clear
 - Refer parents to Principal, if available. Otherwise, refer parents to Superintendent's office or police department
 - Be prepared for the utilities being turned off
- **If part of a hostage group:**
 - Do exactly as the suspect demands. Do not resist!
 - Avoid antagonizing the suspect.
 - The teacher must establish him/herself as understanding and humane. Any hostage may develop "Stockholm Syndrome" (building sympathetic relationships with the suspect)
 - Move students to one side or the end of the room.
 - Keep students very quiet and low to the floor
 - Ignore all conversations between negotiators and suspect

- Be prepared for the utilities being turned off

Sniper Situation: Drop, Cover and Hold

The most important factor in a sniper situation is **not to panic** and **be alert to what is happening around you**.

- Principal, **Campus Incident Commander**, will call 911 and Superintendent's office
- Do not move until told to do so by an authorized official
- The Principal, **Campus Incident Commander**, will implement "**Student Release**" procedure

Poisons

Poisons can be swallowed, inhaled, absorbed through the skin, eyes or mucosa, or injected. Call 911 and wear rubber gloves.

- **Swallowed Poison**
 - Report the incident to Principal
 - Principal will notify the Superintendent's office
 - Call Poison Control Center
 - Do not induce vomiting unless instructed by Poison Control
- **Inhaled Poison**
 - Report the incident to Principal
 - Principal will notify the Superintendent's office
 - Call Poison Control Center
 - Carry the victim to fresh air immediately
 - Loosen all tight clothing
 - Prevent chilling by wrapping in blankets, if necessary
 - Keep person as quiet as possible
 - Do not give alcohol in any form
- **Skin Contamination**
 - Report incident to Principal
 - Principal will notify the Superintendent's office
 - Wash all of the exposed parts of your body using lots of soap and lukewarm water to remove contamination. Avoid spreading contamination to other parts of the body that may not be contaminated.
- **Eye Contamination**
 - Report incident to Principal
 - Immediately flush eye with large amounts of tepid or cool, clean water

- Tip the head so that the affected eye is below the unaffected eye washing
 - the eye from nose to side of face for 5-10 minutes
 - Do not use any chemicals or solutions as they may increase the extent of injury
 - Have the victim's eye(s) examined by medical personnel
- **Chemical Burns**
 - Report incident to Principal
 - Principal will notify the Superintendent's office
 - If the chemical burn is not caused by phosphorus, wash contaminated area with large quantities of running water
 - Immediately cover area with loosely applied clean cloth
 - Do not apply any type of ointments, greases, or powders
 - Treat the victim for shock by keeping him/her warm and laying flat.
 - Reassure victim until medical help is available

Trauma

In the event of a serious injury or fatality involving a student, several students or a staff member, the following procedure is designed to assist students and staff to cope with the situation or loss.

Principal will notify the Superintendent's office and take appropriate action. The Superintendent may activate sections of the Emergency Disaster Plan.

- **Day of a tragedy**
 - Administrators and counselors are to lend help to students and staff who need support
 - An upset student is not allowed to leave school
 - Keep a list of students with depressed or emotionally uncontrolled behavior
 - Contact parents to pick up students who are unable to deal with their emotions and should go home to a supervised situation
 - Arrange individual and group meeting areas for students to talk to counselors
- **After the tragedy**
 - Schedule meetings, as necessary for staff to update and share information on the event, and to give support and caring to each other
 - Identify distraught students for special assistance
 - Get the classes back on track

Utilities Failure

Failure of one or more of the utilities (electricity, gas, and water) constitutes a condition that must be dealt with on a situational basis. The school should remain in operation if at all possible and students shall be cared for until regular dismissal time.

- Principal

- Shall call the Superintendent's Office to provide information about the problem, sections of the site affected, and all other pertinent information.
- Inform the Director of Buildings and Grounds and they will call the utility company if necessary and appropriate.
- Advise the faculty and staff of the problem and what actions are being discussed
- Staff
 - Do whatever is possible to keep students and staff warm, dry, and safe until contingency plans are implemented.
- The Superintendent shall determine what will be done at the site to protect the welfare of the students and staff, including decisions about the following:
 - Relocation of student and staff to finish out the school day
 - Transportation needs and deployment
 - Food Service requirements
 - Notification of parents
 - Involvement of the media
 - Notify the presidents of the Cambrian District Teachers and California Schools Employee Associations.
- **Water Service Failure**
 - Sanitation becomes a problem after approximately 2 hours of interrupted water service.
 - If you anticipate a shut down of water for that long, maximize the use of sanitary facilities to the extent possible.
- **Electrical Service Failure**
 - Contingency plans to be considered will depend on the time of year; the amount of natural light available in classrooms, the outside temperature, and the length of time electricity is expected to be off
 - During short duration failure, classes will necessarily have to alter classroom work schedules due to the lack of electrical current
 - Several flashlights should be available for use during times when emergency lighting has failed or is inadequate
- **Gas Service Failure**
 - Gas Service is a primary source of heat; therefore, in most instances, the outside temperature will dictate what will need to be done to keep the school in operation and the students and staff warm.
 - If a gas leak creates a danger of explosion, the actions described under "Threat of Explosion" should immediately be implemented.

Smog Alert

When air quality standards exceed a reading of 200 PSI, the County authorities will issue Smog Alerts. Schools will follow the directives issued by the Superintendent's office.

Routine Emergency Disaster Drills

Cambrian School District practices the following drills routinely. The principal or designee shall keep a record of each drill conducted on the Emergency Drill Report form and file a copy of the record with the office of the Superintendent or designee.

Earthquake

A **Drop, Cover, and Hold** procedure practice shall be held at least once each school quarter in elementary schools and at least once a semester in secondary schools. To ensure that students and staff are aware of, and properly trained in, the earthquake emergency procedure system. (Code of Regulations, Section 35297)

- **Standards for a Successful Earthquake Drill**

- Ensure the earthquake alarm can be heard by all staff and students
- Immediately after the earthquake alarm sounds, all students, teachers and other employees shall begin the **Drop, Cover and Hold** procedures
- Evacuations shall occur when directed over the loud-speaker by the Principal or designee.
- Once the room is evacuated the doors should be closed
- Teachers are to take roll once in the evacuation area.
- Upon sounding of “all clear” students and staff will return to their appropriate classrooms
 - Teachers will take roll once more and missing students are reported to the attendance office.

Fire

Fire drills are to be held at least once a month using the **Evacuate Site** procedures. (Education Code [32001](#))

The principal shall notify staff as to the schedule for the fire drills and ensure that staff is ready at any time for an unannounced fire drills. Both scheduled and unannounced Fire Drills shall be conducted each school year.

- **Standards for a Successful Fire Drill**

- Fire Alarm can be heard by all staff and students.
- Orderly evacuation begins immediately after confirmation over the loudspeaker for evacuation and is completed within **5** minutes of the initial alarm, with minimal congestion at exit gates.
- Once the room is evacuated the doors should be closed
- Teachers shall ascertain that no student remains in the building

- Teachers and students are staged in an orderly fashion away from fire lanes.
- Teachers are to take roll once in the evacuation area. Any missing students are immediately reported to the Principal or designee.
- Upon sounding of “all clear” students and staff will return to their appropriate classrooms
- Teachers will take roll once more and missing students are reported to the attendance office.
- The principal or designee shall keep a copy of each drill conducted on the Emergency Drill Report form and file a copy with the Superintendent or designee.
 - Records for Fire Drills shall include (CFC 405.5):
 - Identity of the person conducting the drill
 - Date and time of the drill
 - Notification method used
 - Staff members on duty and participating
 - Number of occupants evacuated
 - Special conditions simulated
 - Problems encountered
 - Weather conditions when occupants are evacuated
 - Time required to accomplish complete evacuation

Lockdown

Lockdown drills are to be conducted annually and take no longer than 40 minutes and impact instructional class time by 20 minutes.

- Every other year drills are to be conducted with local police present (or annually, if the local police department has the resources to support the drills). Drills need to be scheduled with your School Resource or Liaison Officers.
- **Standards for a Successful Lockdown or Code Red**
 - Conduct a staff meeting with a 20-minute timeframe to review expectations and standards in terms of:
 - Locking doors
 - Covering windows
 - Turning off lights
 - Building interior barricades
 - Reviewing classroom and all clear procedures
 - Reviewing off site evacuation locations
- Send a follow-up reminder memo to your staff
- Organize your assessment team. This provides an excellent opportunity for an ICS team to work together with police participants in the drill.
- Conduct the assessment and report back to staff
- Complete follow-up tasks

Evacuation

An evacuation should NEVER be automatic. There may be more danger outside the building than there is inside. If administrative directions are not forthcoming, the teacher will be responsible for assessing the situation and determining if an evacuation is required.

- Designated evacuation routes shall be posted in each room.
- Teachers shall be prepared to select alternate exits and direct their classes to these exits in the event the designated evacuation route is blocked.
- Evacuation areas will be established away from fire lanes.
- **Standards for a Successful Evacuation**
 - Predetermine evacuation areas
 - They should be in open areas, without overhead hazards and removed from potential danger spots (covered walkways, large gas mains, chain linked fences [electric shock potential]). will differ from a fire evacuation route, and that appropriate non hazardous alternate routes may be needed.
 - Practice evacuation using alternate routes to the assembly areas.
 - Students are to remain with their teacher in the evacuation area.
 - Teachers shall take their roll books and take roll once in the evacuation area and be prepared to identify missing students to administrators and first responders.

The principal or designee shall keep a copy of each drill conducted on the Emergency Drill Report form and file a copy with the Superintendent/designee.

Map Locations and Emergency Information Location

(Revise Yearly)

Maps/Plans	Location	Revision Date
Fire/Evacuation Map	Right or left side of doorway in each classroom	August 2020
Evacuation Binder	With backpack by doorway	August 2020
Classroom & Assembly Area Emergency Plans	With backpack by doorway	August 2020

Earthquake, Fire and Lockdown Drills

(Projected Dates-Revise Yearly)

Month	Fire Drills (Once a month & First Drill within first 10 days of school)	Earthquake-Evacuation (Once each trimester)	Lock-Down (Run Hide Defend)
-------	--	--	--------------------------------

August	W 08/19/20 (6th Per)		
September	M 09/21/20 (2nd Per)		
October	Th 10/15/20 (5th Per)	Great CA Shakeout Drill 10/15/20 (10:17 am 4th Per)	
November	F 11/13/20 (7th Per)		
December	T 12/15/20 (6th Per)		W 12/09/20 (4th Per)
January	M 01/25/21 (1st Per)		
February	T 02/23/21 (7th Per)	T 02/23/21 (7th Per)	
March	F 03/19/21 (3rd Per)		
April	W 04/14/21 (4th Per)		F 04/30/21 (7th Per)
May	Th 05/20/21 (5th Per)		

Emergency and Disaster Procedures and Action Plan

To Do	Due Date	Completed
Staff Professional Development on ICS Procedures (Appendix: Sign-in, agenda)	September	09/03/20
Fire and Earthquake Drill Schedule	August 2020	08/19/20
Monthly Drill Reports (Appendix)	Last Day of each month	Ongoing
Submit Site Emergency Plan-School Services	September	09/27/20
Parent/Student Notification-Site Handbook (Appendix)	August	08/17/20
Distribute site emergency binder	August	08/17/20
Post evacuation routes in all rooms	August	08/17/20



Lockdown Assessment Sheet

Team Members: _____ Natalie Gioco, Margaret Lavin, Dina Cuellar, Gina McCarthy, Stacy Worrell, Patricia Graham, Sean Mattix (SRO)

Date: _____ School: Bagby _____ Fammatre _____ Farnham _____ Price _____ Sartorette _____ Steindorf _____

Room #	Door Barricade Good/Low/Weak/None				Windows Covered Yes/No		Lights On/Off		Interior Barricade Good/Low/Weak/None				Class behind Barricade Yes/No		PE at Gates Yes/No		Notes
	G	L	W	N	Y	N	On	Off	G	L	W	N	Y	N	Y	N	

Additional Comments: Excellent Job/Needs Improvement/ Didn't Participate/ Noisy on Approach/Class out of Control

Room #	Comments

Section 6

Expected Behavior, School Discipline, Suspensions, and Expulsions

Price Charter School's Expected Behavior

Our motto for school-wide behavior expectations is:

Price Partners are

Respectful

Responsible

Resourceful

In order to provide an effective learning environment for all students, Price staff works in collaboration with students and parents to provide a predictable, positive, safe, and consistent school environment.

Students who engage in inappropriate or disruptive behavior, fail to follow classroom or school rules, or refuse to abide by the directions of school officials while at school will be subject to disciplinary actions by their teachers and/or school administration.

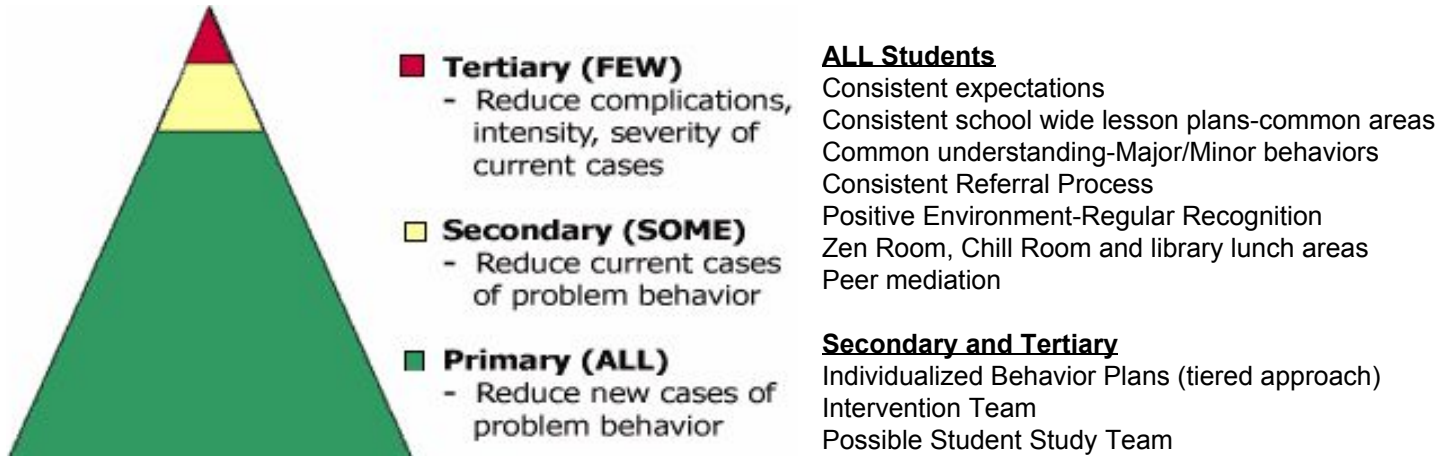
Students who harass, bully, or otherwise intimidate other students shall be subject to appropriate discipline, up to and including counseling, suspension, and/or expulsion.

School Wide Recognitions

- Quarter Awards ceremony
- Proud Grams given to students for positive behavior in class and throughout the school
- Individual and school wide incentives

Positive Behavior Intervention System (PBIS)

At Price Charter School we have developed a systematic approach to establishing the positive social culture and behavioral supports needed to support an effective learning environment for all students. We have a three-tiered approach:



What is PBIS - Positive Behavior Intervention Supports?

- Building a positive school-wide social culture
- Evidence-based practice for supporting and building a positive social culture
- Supporting and incorporating asset-building work of Project Cornerstone and character focus of Life Skills
- Defined by our school's needs
- Creating learning environments that are: Predictable, Consistent, Positive, Safe
- School-wide PBIS is a delineation of behavioral expectations to all community members in a clear, consistent way in order to create an effective social and educational setting for all students. We ask that all students and adults practice our behavioral expectations while on campus.

Proud Matrix

* This serves as a reminder to all the expectations Price has for being a PROUD Panther. Use this matrix during your PROUD lessons at the beginning of each school year. These expectations will be in place when students come back on campus.

PROUD Panthers . . .

	Respectful	Responsible	Resourceful
Enter School	<ul style="list-style-type: none"> Use crosswalks, pathways, sidewalks Be kind to the crossing guards, students, and staff. 	<ul style="list-style-type: none"> Walking your bike/skateboard/scooter on all pathways, sidewalks, and on Campus Make sure you have everything you need for the day 	<ul style="list-style-type: none"> Give yourself enough time to be on campus ready for school by 8:25 Be aware of your surroundings (other pedestrians & cars)
Lunch Recess	<ul style="list-style-type: none"> Throw your trash in the garbage can Keep your hands to yourself Be aware of how you enter/exit the gates 	<ul style="list-style-type: none"> Leave your lunch area clean Return recess equipment as soon as the whistle blows Place your backpack in the appropriate place 	<ul style="list-style-type: none"> Remind your friends to help keep our lunch area free of trash. Make sure you have your ID for ball check out
Exit School	<ul style="list-style-type: none"> Use crosswalks, pathways, sidewalks Be kind to the crossing guards, students, and staff. 	<ul style="list-style-type: none"> Walking your bike/skateboard/scooter on all pathways, sidewalks, and on Campus Make sure you have everything you need before going home. 	<ul style="list-style-type: none"> Have a plan for what you are doing after school to be off campus by 3:10 Be aware of your surroundings (other pedestrians & cars)
Digital Citizens	<ul style="list-style-type: none"> Carry the device in a closed position Keep keys on the device Make sure nothing is inside the device before closing Use your device for academic purposes only 	<ul style="list-style-type: none"> Follow staff directions for appropriate use Use only school appropriate language and content Log out when you are done using the device (every time) 	<ul style="list-style-type: none"> Report any problems or needed repairs immediately Visit appropriate sites and apps Monitor appropriate volume levels (or use earbuds)

Proud Matrix

* This serves as a reminder to all the expectations Price has for being a PROUD Panther. Use this matrix during your PROUD lessons at the beginning of each school year.

PROUD Panthers are . . .

	Respectful	Responsible	Resourceful
In the Office	<ul style="list-style-type: none"> • Wait patiently and quietly for office staff to assist you. • State your purpose politely. • Use chairs and tables appropriately. 	<ul style="list-style-type: none"> • Have a hall pass for each student needing assistance. • Be aware of others' property. 	<ul style="list-style-type: none"> • Come prepared with possible solutions. • Have an open mind to differing options and advice
In the Hallway	<ul style="list-style-type: none"> • Use appropriate language, kind words, and actions. • Keep hallways clean and free of litter. • Be considerate of others, including classes in session. 	<ul style="list-style-type: none"> • Walk at all times. • Be on time. • Stay on pavement. 	<ul style="list-style-type: none"> • Watch for yellow door warnings.
In the Restroom	<ul style="list-style-type: none"> • Always flush; wash hands. • Respect others' privacy. 	<ul style="list-style-type: none"> • Keep water and soap in the sink. • Keep restroom clean. 	<ul style="list-style-type: none"> • Use restroom during breaks. • Inform adults of accidents and vandalism.
In the Bike Lane / Cage	<ul style="list-style-type: none"> • Respect others' property. • Share the space. • Use kind words and actions. 	<ul style="list-style-type: none"> • Bring your own bike lock. • Wear helmet. • Walk your bike while on campus. 	<ul style="list-style-type: none"> • Enter and exit the cage in a timely manner. • Report to office for late arrival and early dismissal
In the Library	<ul style="list-style-type: none"> • Use quiet voices and be considerate of others. • Treat all library materials with care. 	<ul style="list-style-type: none"> • Have materials ready for use. • Walk at all times. • Return library materials and clean up your area. 	<ul style="list-style-type: none"> • Contribute to a quiet study area. • Inform an adult with problems with technology.

Proud Matrix

* This serves as a reminder to all the expectations Price has for being a PROUD Panther. Use this matrix during your PROUD lessons at the beginning of each school year.

PROUD Panthers are . . .

	Respectful	Responsible	Resourceful
--	------------	-------------	-------------

In the Cafeteria / Lunch Line	<ul style="list-style-type: none"> • Wait in line patiently • Be considerate to the cafeteria staff • Use good manners and clean up your area 	<ul style="list-style-type: none"> • Enjoy your lunch in designated lunch areas • Store sports equipment such as basketball in a bag or backpack • Place recycles & trash in proper containers 	<ul style="list-style-type: none"> • Walk at all times • Stand in line only if making a purchase • Clean up after yourself
In an Emergency Drill	<ul style="list-style-type: none"> • Remain calm and quiet. • Line up orderly and quickly. 	<ul style="list-style-type: none"> • Follow directions. • Remain in line until you return to class. 	<ul style="list-style-type: none"> • Demonstrate common sense. • Help others to follow procedures. • In an emergency evacuation during brunch or lunch return to your period 1 designated evacuation area.
During an Assembly	<ul style="list-style-type: none"> • Sit quietly during presentations • Listen Attentively • Respond Appropriately 	<ul style="list-style-type: none"> • Keep hands, feet, & objects to self • Observe blue stairway in bleachers • Wait for dismissal instructions 	<ul style="list-style-type: none"> • Help others make good choices • Be fair & considerate to all students and speakers • Sit where you'll be most successful
On the Field	<ul style="list-style-type: none"> • Stay in designated areas away from PE classes and PE equipment • Follow teacher's and yard duty's directions • Use appropriate language and equipment properly 	<ul style="list-style-type: none"> • Keep hands, feet, & objects to self • Follow rules and participate in organized games without exclusion • Put equipment away and no food or drink past the gate. 	<ul style="list-style-type: none"> • Play fair • Use sportsmanship like conduct • Use "I" messages & "Connect the Dots" strategies
In the Locker Room	<ul style="list-style-type: none"> • Keep valuable belongings in your locker and off the floor. • Honor others' personal space • Respect others privacy 	<ul style="list-style-type: none"> • Come ready with proper PE attire and personal hygiene items. • Keep hands, feet, & objects to self • Always walk in the locker room 	<ul style="list-style-type: none"> • Use locker room quickly and quietly • Talk to your PE teacher if you have any questions or concerns • Always have your agenda with you

Proud Matrix

* This serves as a reminder to all the expectations Price has for being a PROUD Panther. Use this matrix during your PROUD lessons at the beginning of each school year.

PROUD Panthers are . . .

	Respectful	Responsible	Resourceful
--	-------------------	--------------------	--------------------

In the Classroom /Learning Area	<ul style="list-style-type: none"> • Enter quietly and orderly • Listen & Follow Directions • Be respectful to property 	<ul style="list-style-type: none"> • Be on time • Have materials out and ready • Wait your turn patiently 	<ul style="list-style-type: none"> • Stay in your seat; unless directed otherwise • Clean up after yourself
In the Cooking Lab			
In the Art/Clay Studio			
In the Business Tech			
In the Science Lab	<ul style="list-style-type: none"> • Respect each other and equipment • Actively listen 	<ul style="list-style-type: none"> • Stay on Task • Follow classroom and safety rules. 	<ul style="list-style-type: none"> • Problem solve • Have materials ready

Site-Level Rules

Rules for student discipline shall be developed at each school site and filed with the district office. These rules shall be adopted jointly by the principal or designee and a representative selected by classroom teachers employed at the school. The views of administrators, teachers, security personnel, parents/guardians and secondary school students shall be obtained when the rules are developed. The rules shall be consistent with law, Board policy and district regulations; they shall be revised as necessary and shall undergo the site-level review and adoption process at least every four years. (Education Code [35291.5](#))

Rules for student discipline shall be developed at each school site. In developing these rules, each school shall solicit the participation, views, and advice of one representative selected by each of the following groups: (Education Code [35291.5](#))

- Parents/guardians
- Teachers

- School administrators
- School security personnel, if any

The final version of the rules shall be adopted by a panel comprised of the principal or designee and a representative selected by classroom teachers employed at the school. The rules shall be consistent with law, Governing Board policy and district regulations. Each school shall file a copy of the rules with the Superintendent or designee and Board. (Education Code [35291.5](#))

These rules shall be revised as necessary and shall undergo the site-level review and adoption process at least every four years. (Education Code [35291.5](#))

Student Expectations and Consequences

Bicycles, Scooters or Skateboards

- Riding a bike, scooter, or skateboard to school is a privilege. Failure to follow the rules will result in loss of school privileges.
- Bicycles, scooters, skateboards are to be walked, not ridden, on school grounds.
- As per California state law, helmets are REQUIRED to be worn.
- Bikes, scooters, skateboards are to be locked and kept in the bike cage during the school day. Unlocked bikes, scooters, skateboards will be removed from the bike cage and the owner will lose the right to ride them to school for a designated period of time.
- Failure to wear a helmet, will result in the loss of school biking, scooting, or skating privileges.
- Price is not responsible for lost, stolen or damaged bicycles, scooters, skateboards. Roller skates, inline skates, or wheelie shoes are not allowed on campus at any time. If they are brought to school, they will be confiscated and returned to a parent.

Failure to adhere to these expectations may result in a consequence. Under California state law, motorized scooter riders must be at least 16 and have a driver's license. Therefore, they are not allowed on Price campus.

Cell Phones/Ipads/Ipods/Ereaders/Headphones

- All cell phones, screens, headphones, AirPods, earbuds, headphones, and screens are to be in the "off" position and stored in a backpack from "Bell to Bell". Bell to Bell means 8:25 am to 2:56 pm. Phone conversations, text messaging, emailing, listening to music, checking PowerSchool, Internet usage, AND picture taking are all prohibited. If a student is found to be in "use" of their phone or device on campus the following will occur.
 - **1st offense:** Student's phone will be confiscated and brought to the office. Parents will be contacted and the student may pick up the phone at the end of the school day.
 - **2nd offense:** Student's phone will be confiscated and brought to the office. The office will hold the phone for 24 hours and parents will be notified.
 - **3rd offense:** Student's phone will be confiscated and brought to the office. Students will then be placed on "phone check in/out". Phones get turned in the morning in the office and students can get them back after school. Parents will be notified.

Students who use a cell phone to film conflict between other students before, during, or after the school day will receive, at a minimum, a one day suspension. If necessary, text messages of confiscated cell phones will be read by an adult similar to pass notes in class. Price Middle School is not responsible for stolen or lost devices.

End Of The Year Activities

- Students' get to enjoy a number of activities at the end of the year. These activities are considered to be a privilege. Students' attendance at these events is conditional on meeting the following requirements:
 - Show PROUD behavior during all four quarters of the school year. Unacceptable behaviors include:
 - a. Suspensions for misbehavior
 - b. Excessive office referrals for misbehavior
 - c. Truancies
 - d. Excessive tardies

If students are not adhering to the PROUD expectations, then these activities will be taken away. Parents will be notified if this is necessary.

Energy Drinks/Energy Enhancing Food Items

- Students are not allowed to bring to campus or consume on campus any energy drinks or food items. Examples include Rock Star, Red Bull, Monster, caffeinated candies or mints, etc. Such items will be confiscated or asked to be thrown away.

Food & Soda

- Soda, gum and sunflower seeds are not allowed on campus at any time, including before and after school.
- Students are given adequate time to eat during breaks and lunch.
- Students are to remain in the cafeteria or quad while eating. Food may not be eaten in class.
- Students who choose to break this rule should expect a consequence.

Repeated failure to obey this rule will result in an office referral for defiance and escalating consequences. If allowed, students who are working with a teacher during lunch may take food and drink directly into that classroom.

Guest and Substitute Teachers

- On occasion, students may have a guest/substitute teacher in their classroom. This is a time when we expect students' best behavior and cooperation. Guest teachers/substitutes are encouraged to send uncooperative students to the office for counseling and/or disciplinary action or to write the students' names in the notes left for the teacher.

Hats

- Any item worn on the head falls under the category of "hat". No hats will be worn on campus.
- In support of the new state law to permit students to wear sun protective clothing to school, a student may wear a hat, if that student has a letter on file from his/her parent requesting a hat be worn for sun protection.
- In the winter, if the temperature falls below 45°, or if it is raining, students may wear a beanie or hood outside. Hats, beanies, or hoods may not be worn indoors at any time.

Illegal Acts

- Our system of law defines illegal activities very clearly, and they occur infrequently in our schools. Students need to be aware, however, of the behaviors that will fall under this heading on even minor occurrences. The final section under these headings uses the legal definitions of behaviors as found on the Cambrian School District's official disciplinary documents and from other legal sources.
 - Caused, attempted, or threatened to cause physical injury
 - Vandalism/Damage to public or private property
 - Possession of dangerous objects or weapons
 - Bullying /harassment,making threats, intimidation
 - Stealing
 - Use of force or violence
 - Possession or selling of controlled substances
 - Robbery or extortion
 - Possession of tobacco and/or tobacco paraphernalia Possession of drugs and/or drug paraphernalia
 - Possession of vape pens or products
 - Receiving stolen property
 - Possession of an imitation firearm
 - Sexual assault
 - Obscene acts
 - Harassment of a witness
 - Sexual harassment
 - Participation in hate violence

Any of these illegal acts will be handled by the administration and, depending on the act, SJPD may be contacted. Consequences can be detention, suspension, and possible expulsion.

Litter

- Students are expected to use trash cans for all litter. Students violating this rule will be asked to clean up after themselves and/or given trash duty at lunchtime.

Office Behavior And Procedures

- The school office is a place of business and should remain reasonably quiet. Students may not come to the office during class time without a teacher's pass. Students should not bring friends with them to the office.
- They must always be courteous and respectful towards the office staff.

Passes

- Students are required to have a pass when they are out of the classroom at any time. Students may not leave class without teacher permission.

Personal Property

- Personal property such as animals, cameras, radios, electronic games, large sums of money, tape recorders, camcorders, laser pens/pointers, balloons etc. are not permitted on campus unless approved by the administration.

- Balls can be brought to school but must be carried inside a bag.
- The school will not accept responsibility for the theft, loss or damage of student's personal property.
- Other personal property banned from the school grounds includes, but is not limited to any type of gun, walkie talkie, water balloons, yoyo's, items used for gambling, aerosol cans or sprays, permanent markers, stink bombs, or any other practical joke devices. These items will be taken from a student if seen on campus.
- Students will need to have a parent pick their items up after school in the office.

Students will be subject to school consequences up to and including suspension and expulsion, particularly if the item is considered a dangerous object/weapon.

Play Fighting

- Play fighting is the most frequent cause of injury to students. Play fighting is not allowed at school. Students must keep their hands, feet and objects to themselves. Students engaged in play fighting will be disciplined up to and including suspension.

Photographs

- The photographing or videotaping of other students with any device is not allowed on campus without prior consent from school officials.

Public Displays Of Affection

- Affectionate displays such as embracing, kissing, hand holding, or sexually suggestive behavior, are not permitted.
- The minimum consequence for PDA is school service. Parents will be notified when students violate norms of good taste while at school.

Repeated violation of PDA rules will result in further consequences including, but not limited to detention, and loss of school privileges.

Starbucks & 7- Eleven

- We are proud of our mature and responsible student body. Our students understand that they represent Price Middle School not only at school but in the community as well. We expect our students to use Starbucks and 7-Eleven for shopping only.
- We ask that students do not loiter in either location and that parents do not arrange to pick up students at that shopping center unless they plan to shop.

PARENTS: Please do not encourage or allow your child to "hang out" at Starbucks without supervision.

Searches

- The Ida Price School administrators have the right to search students when there is reasonable grounds for suspecting that the search will turn up evidence that the student has violated either the law or the rules of the school.
- Students refusing to be searched will be suspended. (E.C. Section 48900 k)
- Most items collected from students will be held for parent pickup.

Dress Code

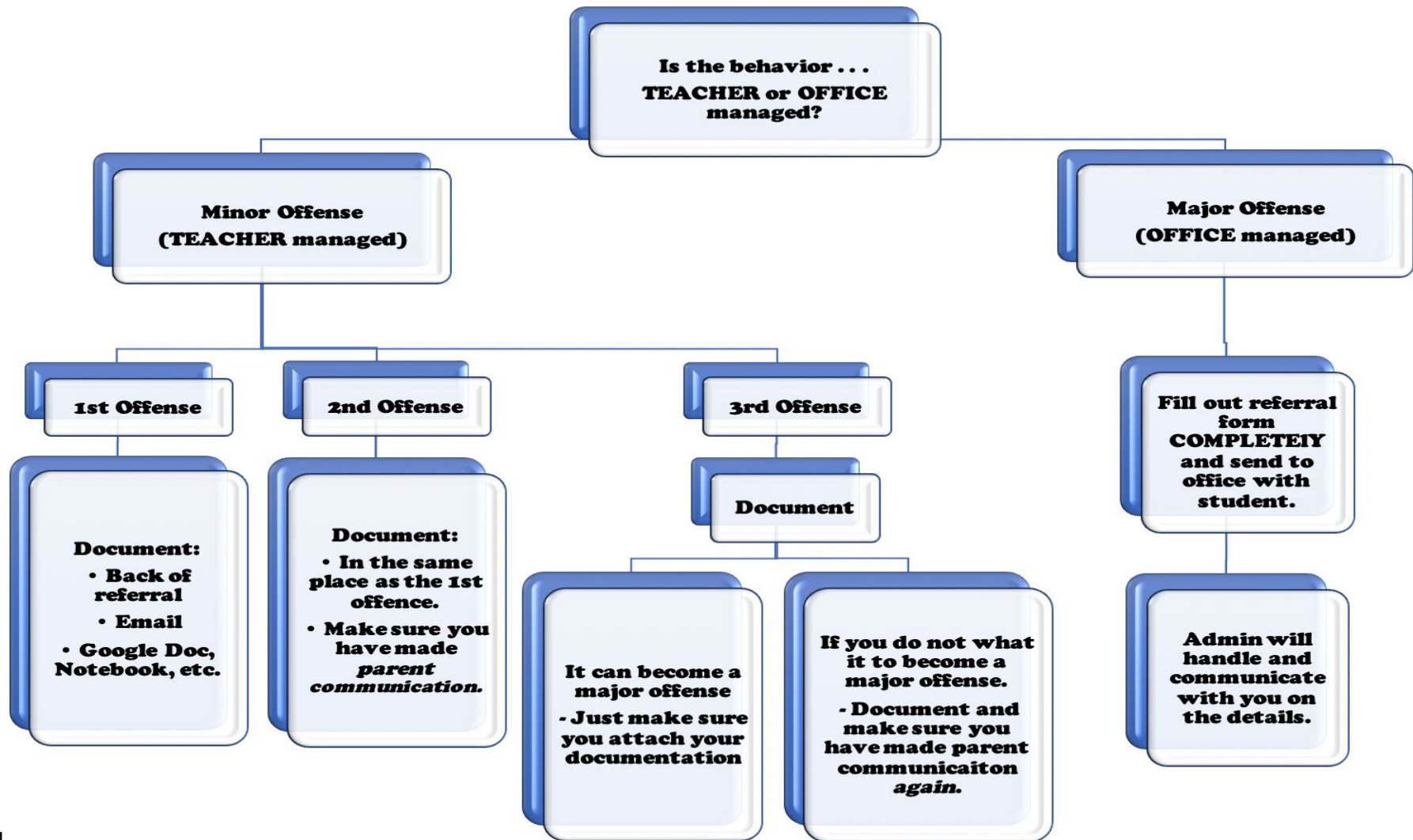
Students' attire should be clean, neat and appropriate for a safe, distraction free learning environment. What a student wears to school often dictates his/her attitude and behavior while at school. Students in violation of the dress code may be required to call home for a change of clothes, or to change into their PE clothes. The following regulations are meant to foster an environment that is free of distractions that could inhibit learning, promote school safety, improve discipline, and enhance the learning environment. Price staff will assist in the enforcement of the dress code.

- **ACCESSORIES/CLOTHING:** Jewelry, accessories (i.e. book bags, backpacks, or binders), and clothing must be free of profane, sexually suggestive, or which advocate the use of drugs, tobacco, alcohol, or gang affiliation.
- **CLOTHING:** Clothing should be appropriate for the school environment. Pants, shorts, skirts, and dresses must be appropriate in size and fit (shorts need to have at least a 3 in. inseam, tank tops need to be 2 finger widths, and the torso and/or midriff must be covered). Undergarments should not be showing at any time.
- **SHOES:** Shoes must be worn at all times to ensure student safety. Slippers and wheelie shoes are not permitted. Appropriate footwear **MUST** be worn for P.E. participation.
- **SAFETY:** Due to health hazards, the use of perfumes and colognes is strongly discouraged. Spray deodorants and colognes are not permitted. Colors such as red or blue are used by some to represent their gang affiliation, especially when wearing both a red top and red pants at the same time or with other multiple clothing items of red. Students gathering in groups and wearing similar colors, may be intimidating, and will be asked to change clothing. If the problem persists, students will be prohibited from wearing that color at school.

Dress Code Action Plan

To Do	Due Date	Completed
Update dress code as it pertains to prohibited gang-related apparel	June	08/2020
Parent/Student Notification <ul style="list-style-type: none"> ● Site Handbook ● Mid-Year Site Newsletter (any updates) 	August	08/17/20
Staff Notification	August	08/17/20

Price's Behavior Flow Chart



Common Definitions

In order to provide clear and consistent consequences for violations in behavior at Price Charter School , we have developed common definitions for identifying behaviors.

Minor	Major
<p>Inappropriate and disrespectful language and tone: Student engages in inappropriate language and/or tone directed at an individual or group.</p>	<p>Abusive Language: Student engages in constant abusive language and inappropriate tone directed at an individual or group.</p>
<p>Physical Contact: Student engages in non-serious, but inappropriate physical contact such as bumping in line, pushing, shoving, etc.</p>	<p>Fighting/Aggression: Actions involving serious physical contact where injury may occur (e.g. hitting, punching, hitting with an object, kicking, hair pulling, etc)</p>
<p>Disruption: Student engages in low intensity, but inappropriate disruption. E.g. regular and disruptive off-task behavior that does not interfere with classroom learning.</p>	<p>Overt Disruption: Student engages in behavior causing an interruption in a class or activity. Disruption includes sustained loud talk, yelling, or screaming; noise with materials; horseplay or roughhousing; and/or sustained out-of-seat behavior.</p>
<p>Teasing: Student engages in low-level teasing such as put-downs, name-calling, etc. that is not chronic or repetitive over time.</p>	<p>Harassment/Bullying: Student delivers constant, targeted, repetitive, disrespectful messages (verbal or gesture) to another person that includes threats and intimidation, obscene gestures, pictures or written notes.</p>
<p>Dress Code: Student wears clothing that is not within, the dress code guidelines defined by our school/district.</p>	<p>Dress Code: Student is unable to comply with dress code guidelines despite multiple interventions.</p>
<p>Technology Violation: Student engages in non-serious but inappropriate use of cell phone and other electronic devices.</p>	<p>Technology Violation: Student engages in the inappropriate, intentional use of cell phone and other electronic devices.</p>
<p>Defiance/Non-compliance: Student engages in brief or low-intensity failure to respond to adult requests.</p>	<p>Defiance/Non-compliance: Student engages in refusal to follow directions, talks back and/or delivers socially rude interactions.</p>
<p>Inappropriate items: Disallowed items such as toys that do not present a major safety concern.</p>	<p>Dangerous/harmful items: Disallowed items capable of causing injury or representing a major safety concern.</p>

School Discipline

Corrective Measures And Intervention

Students who become involved in areas of problem behavior will be subject to certain disciplinary actions. Please note that students are subject to school disciplinary actions while traveling to and from school (CA Ed. Code 48900). Depending on the behavior problem of the student, one or more of the following actions may be taken by school officials. The following are suggestions and not necessarily in order depending on the offense.

- **Meeting with the student** – Most conflicts are resolved at this level.
- **Intervention techniques** - Students benefit most when the consequences are directly related to the infraction. These may include directions to return and walk, restriction to bench, litter cleanup, loss of us privilege, etc.
-
- **Referral to another classroom** - If a student is disruptive or defiant to the point that the classroom teacher cannot teach, the student may be referred to another teacher's classroom or office for the remainder of the period. If the student fails to report to the designated classroom, or is disruptive, he/she will face further consequences.
- **Teacher Detention** – Detention can be before school, brunch, lunch, or after school.
- **Parent Contact** – Most conflicts can be resolved at this level.
- **Counselor Referral**
- **Office Referral** Students who choose not to correct their behavior with each of the proceeding corrective measures will be sent to an administrator. Students are also sent to the office when the behavior is so severe that it totally interferes with teacher instruction or when an action jeopardizes the safety and well being of others.
- **School Service** Students may be assigned to perform school service such as lunch duty.
- **Behavior Contracts:** Students who have received excessive referrals to the office for misbehavior may be placed on a Behavior Contract. The goal of the Contract is to help the student make positive change for overall success at school.
- **School Detention** Assigned by an administrator, the student reports to a designated classroom for 30 minutes or 60 mins. Failure to report to detention or uncooperative behavior will result in additional time, snack or lunch detention, or school suspension.

- **Class Suspension** A teacher may suspend a student from class for any of the acts enumerated in the Education code #48900 for the day of the suspension and the following day. As soon as possible, the teacher will contact the parents to discuss the suspension. Students will be suspended solely from that class and will attend all other classes during the day.
- **School Suspension** A student may be suspended from school for cases of serious misbehavior, repeated referrals for the same behaviors, participation in the acts enumerated in the Education Code #48900. The length of the suspension will be determined by the administration, not to exceed five (5) consecutive school days. While suspended, it is expected that the student will remain at home and/or under adult supervision for the duration of the school day. The student is not to be on campus or participate in school related activities. Students who have been suspended from school will lose the privilege of participating in the next scheduled dance or social.
- **Expulsion** In extreme cases, or after all other methods of discipline have failed, expulsion may be considered. An administrator shall submit the written facts concerning the pupil's conduct to the superintendent. The guidelines for expulsion hearings will be followed.

Zero Tolerance Policy

- Involvement with drugs, explosives, gangs or weapons will result in police assistance, suspension, and may include expulsion recommendation.

Due Process For Students

- Students have the right to be heard, parents are to be notified of suspension, and parents have the right to appeal a suspension or expulsion.

Statement of Rules and Procedures On School Discipline

Education Code 44807: "Every teacher in the public schools shall hold Pupils to a strict account for their conduct on the way to and from school, on the playgrounds, or during recess. A teacher, vice principal, principal, or any other certificated employee of a school district, shall not be subject to criminal prosecution or criminal penalties for the exercise, during the performance of his duties, of the same degree of physical control over a pupil that a parent would be legally privileged to exercise but which in no event shall exceed the amount of physical control reasonably necessary to maintain order, protect property, or protect the health and safety of pupils, or to maintain proper and appropriate conditions conducive to learning."

Notification to Students and Parents

All students, parents, and staff are notified of the district discipline plan annually at the beginning of the school year and upon enrollment through the District Handbook. In addition, all students, parents, and staff are notified of school wide expectations, major and minor offenses, and office referral process through a Site Student/Parent Handbook and Parent's Rights and Responsibilities.

Cambrian School District's Expected Student Behavior

Cambrian School District students are expected to Obey the State, District, and local school regulations, in addition to showing respect for self, authority, property, both public and private, the rights of others, the feelings of others and education. Students are responsible for their own actions and should accept the consequences of their own actions. Therefore students should be aware of the possible consequences of their behavior. (Education Code 35181 and Cambrian Board Policy 5144)

Students who exhibit problem behavior will be subject to disciplinary action by school officials. Depending upon the behavior, one or more of the following actions may be taken by school officials. The action taken will be in compliance with Board policy and State law.

The following information is intended to present our school rules and regulations clearly. Please read this carefully. All students are expected to understand and follow these guidelines. Students found to have committed the acts listed under the column **Behavior** can expect to be assigned any of the consequences under the column, **Possible Action**.

It should be noted that there might be degrees of severity and/or previous patterns of behavior that will influence the actions. The school administrator will use his or her discretion in determining those consequences.

The Guidelines for Student Behavior lists the possible action that may be taken in relation to behavior that violates the Code of Conduct.

Behavior	Possible Action
Assault or battery on school employee	Suspension, expulsion
Defiance of authority	Conference, detention, parent involvement, suspension
Disorderly conduct	Conference, suspension, parent involvement
Dress code violation	Conference, detention, suspension, parent involvement
Forgery	Parent involvement, suspension
Harassed, threatened, or intimidated complaining witness	Suspension, expulsion
Hostile environment —Creating a hostile school environment	Suspension, expulsion
Injury — Causing serious physical injury to another	Suspension, expulsion
Physical assault or battery	Suspension, expulsion
Possession of any controlled substance	Suspension, expulsion
Possession of any knife, explosive, or other dangerous object	Suspension, expulsion
Possession of weapon, imitation firearm, or other dangerous object, including knife	Suspension, expulsion
Possession or sale of drugs, alcohol or look-a-like substances	Suspension, expulsion
Possession or use of firecrackers, explosive devices	Suspension, expulsion
Profanity, vulgarities, obscene words/gestures	Conference, suspension
Robbery, extortion	Suspension, expulsion
Setting fire, arson	Suspension, expulsion
Sexual harassment (grades 4 through 8)	Conference, suspension, expulsion
Smoking, possession of tobacco, tobacco products	Parent involvement, suspension
Tardiness/Unexcused Absence	Conference, detention, parent involvement, SARB
Terroristic threats	Suspension, expulsion
Theft	Parent involvement, suspension, expulsion
Threats, intimidation, fighting, bullying, cyber-bullying, harassment	Conference, detention, suspension, expulsion
Vandalism, destruction of property	Parent involvement, suspension, expulsion, restitution
Verbal and physical abuse	Conference, suspension
Violence: Caused, attempted to cause, participated in an act of hate violence	Suspension, expulsion

Education Codes 48900-48915 and Cambrian Board Policies and Procedures 5144-5144.1

Disciplinary Procedures

The procedure listed below is a general guide of the order in which disciplinary action is taken. The nature of the disciplinary problem may alter the sequence of items.

- Documented routine classroom control procedures
- Documented teacher-student conference
- Documented teacher-parent conference
- Referral to principal. (Principal or designee shall determine developmentally appropriate, progressive discipline.)
- Referral to each school Student Study Team comprised of administrator, teacher(s), special education representative, and others as necessary
- Suspension
- Expulsion

The law requires the Board to review and take a position on certain disciplinary procedures. Accordingly, the Board authorizes the use of the following procedures:

- **Use of Detention:** Students may be detained in school for disciplinary or other reasons for up to one hour after the close of the maximum school day.
- **Use of Recess or Break Time:** A teacher may restrict, for disciplinary purposes, the time a student is allowed for recess providing the student's physical needs are met. Discipline is related to behavior that is disruptive; it is not directly related to academic performance, i.e. incomplete work, etc. A teacher may suggest that a student use recess or noontime intermission for a student-determined study session.
- **Restriction of Activities:** The school has the right to restrict a student from extra-curricular and/or special events.
- **Use of Physical Restraints:** Teachers are required to hold students strictly accountable for their conduct on the way to and from school, on the playgrounds, and during recess, and are not criminally liable for exercising the same degree of physical control over a student that a parent would be legally privileged to exercise in order to maintain order, protect property, or protect the health and safety of students, and maintain proper and appropriate conditions conducive to learning. A staff member shall physically control a child only to the extent necessary to protect the child, other students, the staff member, and other staff members.

Definition Of Disciplinary Actions

- **Parent Involvement** – Parent/guardians are notified by telephone, personal contact, letter or certified letter. A conference may be conducted between the student, his/her parent/guardian, appropriate school personnel and any other individuals concerned. Recorded in the administrative record. A student performance contract may be used.
- **Conference** – A formal conference is held between the student and one or more school officials. During this conference, the student must agree to correct his/her behavior. Recorded in the administrative record.

- **Detention** – Students may be detained in school for disciplinary or other reasons for a maximum of one hour after the close of the school day.
- **Pre-suspension Alternatives** –The temporary removal of a student from certain instruction.student may be assigned to an advisement teacher, a student assistance program, or the student may lose a privilege, an extra-curricular activity, or be requested to provide school service.
- **In-School Suspension** –A temporary alternative setting that removes students from the classroom for a period of time, while still allowing students to attend school and complete their work.A student may be assigned to an in-school suspension program at the discretion of the principal or designee for offenses for which suspension is permitted.
- **Suspension** – The temporary removal of a student from ongoing instruction.
- **Expulsion** – Is the removal of a student from ongoing instruction in the district for a specific length of time. Pursuant to State law and District policies, the principal of a school may recommend or be required to recommend expulsion of a student, but only the Governing Board may expel a student.
- **SARB** – School Attendance Review Board. The SARB enforces compulsory education laws. It is comprised of parents, representatives from the school district and members of the community at large, including representatives from law enforcement, welfare, probation, mental health, various youth service agencies and the district attorney’s office (membership identified in Education Code 48321). The SARB recommends alternative solutions to alleviate circumstances that contribute to truancy, attendance or behavior problems.

Suspension

Suspension Procedures

Administrative suspensions shall be initiated according to the following procedures:

- Prior to a suspension recommendation the principal or designee shall promptly initiate an impartial investigation. In so doing, he/she shall talk individually with:
 - The student who is complaining
 - The person accused
 - Anyone who witnessed the conduct
 - Anyone mentioned as having related information
- A suspension shall only occur when documented other means of correction fail to bring about proper conduct unless the principal or designee determines that an offense, which requires a mandatory suspension, was committed or that the pupil’s presence causes a danger to persons or property or threatens to disrupt the instructional process.
- Suspension shall be preceded by an informal conference with student and principal or designee of the principal and, whenever practicable, the teacher, supervisor, or school employee who referred the student to the principal. At the conference, the student shall be informed of the

reason for the disciplinary action and the evidence against him/her. The student will be allowed the opportunity to present his/her version and evidence in his/her defense.

This conference may be omitted if the principal or designee determines that an “emergency situation” exists. An “emergency situation” involves a clear and present danger to the lives, safety or health of students or school personnel. If a student is suspended without this conference, both the parent/guardian and student shall be notified of the student’s right to return to school for the purpose of a conference. The conference shall be held within two school days, unless the student waives his/her right to it or is physically unable to attend for any reason. In such a case, the conference shall be held as soon as the student is physically able to return to school.

- All requests for student suspension are to be processed by the principal or designee of the school in which the student is enrolled at the time of the misbehavior.
- At the time of the suspension, a school employee shall make a reasonable effort to contact the parent/guardian by telephone or in person. Whenever a student is suspended, the parent/guardian shall be notified in writing of the suspension. This notice shall state the specific offense committed by the student.
- Whenever a student is suspended, school officials may meet with the parent/guardian to discuss the causes and duration of the suspension, the school policy involved, and any other pertinent matter.
- Student may be suspended no more than five (5) days for each disciplinary action. A student may be suspended from school for no more than 20 school days in any school year, unless for the purposes of adjustment a student enrolls in or is transferred to another regular school, an opportunity school, or a continuation school or class, in which case suspension shall not exceed 30 days in any school year. However, this restriction on the number of days does not apply when the suspension is extended pending an expulsion.
- A suspended student may be required to complete and receive credit for assignments and tests missed during the suspension, as provided by the teacher.
- A suspended student must remain under parent supervision and cannot be on any school campus or attend school activities for the duration of the suspension. This does not include In-School Suspension. (Education Codes 48900-48918 and Cambrian Board Policy and Procedure 5144.1)

Expulsion

Expulsion Procedures

- Prior to an expulsion recommendation the principal or designee shall promptly initiate an impartial investigation. In so doing, he/she shall talk individually with:
 - The student who is complaining
 - The person accused
 - Anyone who witnessed the conduct

- Anyone mentioned as having related information
- The principal submits a written recommendation to expel the student to the Superintendent. When expulsion is being considered, the Superintendent or designee may, in writing, extend the suspension until such time as the Board has made a decision in the matter.
- Any extension of the original period of suspension shall be preceded by notice of such extension with an offer to hold a conference concerning the extension, giving the student an opportunity to be heard. Extension of the suspension may be made only if the Superintendent or designee determines, following a meeting in which the student and the student's parent/guardian were invited to participate, that the student's presence at the school or at an alternative school would endanger persons or property or threatens to disrupt the instructional process.
- The student and student's parent/guardian shall be entitled to a hearing to determine whether the student should be expelled. An expulsion hearing will be held within 30 school days after the date the principal determines that one of the acts listed under "Grounds for Suspension and Expulsion" has occurred. Written notice of the hearing will be forwarded to the student and student's parent/guardian at least ten days prior to the date of the hearing.
- An administrative panel will conduct a hearing to consider expulsion in a session closed to the public unless the student or student's parent/guardian requests that the hearing be public.
- The final action to expel will be taken by the Governing Board at a public meeting within ten school days following the conclusion of the Administrative Panel hearing.

If the Governing Board does not meet on a weekly basis, its decision on whether to expel a student shall be made within 40 school days after the student is removed from his/her school of attendance, unless the student requests in writing that the decision be postponed.

- Written notice of the decision to expel shall be sent to the student and parent/guardian and shall include notice of the right to appeal such expulsion to the County Board of Education. (Cambrian Board Policy and Procedure 5144.1)

Mandatory Recommendation for Expulsion

Unless the principal, Superintendent or designee finds that expulsion is inappropriate due to particular circumstances, the principal, Superintendent or designee shall recommend a student's expulsion for any of the following acts: (Education Code [48915\(a\)](#))

- Causing serious physical injury to another person, except in self-defense
- Possession of any knife as defined in Education Code [48915\(g\)](#), explosive or other dangerous object of no reasonable use to the student
- Unlawful possession of any controlled substance, as listed in Health and Safety Code [11053-11058](#), except for the first offense for the possession of not more than one ounce of marijuana, other than concentrated cannabis or (b) the student's possession of over-the-counter medication for his/her use or other medication prescribed for him/her by a physician.
- Robbery or extortion
- Assault or battery, as defined in Penal Code [240](#) and [242](#), upon any school employee

Mandatory Recommendation and Expulsion

The principal, Superintendent or designee shall recommend that the Board expel any student found at school or at a school activity to be: (Education Code [48915\(c\)](#))

- Possessing, as verified by a district employee, or selling or otherwise furnishing a firearm. To support the instructional program (e.g. Civil War weapon), only parents/guardians may bring any such object to campus, and only with prior written approval of the school principal
- However, possession of an imitation firearm, as defined in Education Code [48900\(m\)](#), shall not be regarded as an offense requiring a mandatory recommendation for expulsion and mandatory expulsion
- Brandishing a knife as defined in Education Code [48915\(g\)](#) at another person
- Unlawfully selling a controlled substance listed in Health and Safety Code [11053-11058](#)
- Committing or attempting to commit a sexual assault or committing a sexual battery as defined in the fourteenth bullet under "Grounds for Suspension and Expulsion" above
- Possessing an explosive as defined in 18 USC [921](#).

Zero Tolerance

The Cambrian School Board of Trustees supports a zero tolerance approach to serious offenses in accordance with state and federal law. This approach makes the removal of potentially dangerous students from the classroom a top priority. It ensures fair and equal treatment of all students and requires that all offenders be punished to the fullest extent allowed by law. Staff shall immediately report to the Superintendent or designee any incidence of offenses specified in law, Board policy and administrative regulation as cause for suspension or expulsion.

Zero tolerance requires a **mandatory suspension** and recommendation for expulsion of students who possess, sell or furnish a firearm, brandish a knife, sell a controlled substance, commit or attempt to commit a sexual assault or sexual battery, or possess an explosive. (Education Code [48915](#)) (Education Codes 48900-48918 and Cambrian Board Policy and Procedure 5144.1)

Expected Behavior, School Discipline, Suspensions, and Expulsions Action Plan

To Do	Due Date	Completed
Parent/Student Notification (Appendix) <ul style="list-style-type: none"> ● Site Handbook 	August	8/17/20
Staff Notification (Appendix)	August	8/17/20
School Rules Updated (every four years) <ul style="list-style-type: none"> ● <u>Administrator: M. Lavin</u> ● <u>Teacher: A. Kochiyama</u> 	Every four years	6/11/2018
Parent/Student Notification <ul style="list-style-type: none"> ● Site Handbook ● District Handbook 	August 22	8/17/20
Staff Training and Notification <ul style="list-style-type: none"> ● School Wide expectations/rules, major/minor offenses, and office referral process 	September	8/17/20
Staff Professional Development-Positive Behavior Intervention and Support (PBIS)	Ongoing	Ongoing
School Wide Expectations Taught* <ul style="list-style-type: none"> ● Common Areas ● Re-Teach Days 	First three weeks Ongoing	9-01-9-18, 2020

*Expectations were taught virtually and focused on distance learning expectations and procedures.

Staff Training:

- Each staff member is provided with a copy of the District Code of Conduct annually at the beginning of the school year.
- Each staff member shall receive training and notification in school wide expectations, major and minor offenses, and office referral process.
- Staff members shall receive on-going professional development in strategies that promote school environment.
- Staff members shall receive on-going professional development on behavior interventions and the MTSS process.
- Staff shall participate in teaching students school wide expectations in all common areas and in the classroom during the first three weeks of school. In addition, all staff and students shall participate in re-teach days.

Notification to Teachers of Suspended or Expelled Students

California Education Code Section 49079 requires school districts to inform the teacher of each pupil who has engaged in, or is reasonably suspected to have engaged in, any of the acts described in any of the subdivisions, except subdivision (h), of Section 48900 or in Section 48900.2, 48900.3, 48900.4, or 48900.7 that the pupil engaged in, or is reasonably suspected to have engaged in, those acts. The district shall provide the information to the teacher based upon any records that the district maintains in its ordinary course of business, or receives from a law enforcement agency, regarding a pupil described in this section. The information provided shall be provided for three school years.

Cambrian School District staff are notified of students who fall into this category through our Student Information System: PowerSchool and within 24 hours of the offense through an email memo,.

When Cambrian School District receives notification concerning a student from a law enforcement agency, the Superintendent or designee shall notify a site administrator and the site administrator shall notify the student's teacher(s) and counselor(s).

The site administrator or designee shall enter all suspensions in PowerSchool. An "alert icon" shall appear on the student page. Staff shall be trained annually to know the meaning of the icon and to contact the administrator for more information.

- The site administrator or designee shall enter all suspensions and Board approved expulsions into PowerSchool:
 - a. Enter student page
 - b. In the student action menu (left side) under "administration" click "log entries." In the middle of the page click "edit discipline alert."
 - c. In "discipline alert text" type/enter the word suspension or expulsion
 - d. In the "Alert Expires (Date)" enter the date *exactly three years from the date of the suspension*
 - e. Expulsions shall be entered into Power School by the School Services Department
 - f. Expulsions and suspensions from other districts shall be entered by the site secretary

- The school secretary shall enter into PowerSchool new Cambrian students with suspension in the last three years or an expulsion in another district.
 - a. Notification shall be made within 72 hours after the CUM has arrived
 - b. The secretary shall use the same process as listed in items a-f

(Education Code 48201 and 49079)

Section 7

Safe Ingress and Egress

The Governing Board recognizes the importance of providing a safe school environment that is conducive to learning and helps ensure student safety and the prevention of student injury.

It is vital to a students' safety to have parents or guardians annually update the Student Emergency Form. This is the only way a staff member can contact the child's parents in the event of an emergency.

If a student's information has changed the parent or guardian shall call the office and update their records.(e.g. ihome address, work location, or telephone) If families have moved outside the Cambrian School District attendance boundaries, a charter request form or an interdistrict attendance agreement from your resident district is required. For your child to continue his/her attendance in the Cambrian School District, both districts must approve the transfer.

The following information shall be communicated to parents via school parent/student handbooks or in school newsletters annually.

Parent Drop-off and Pick-up

Children will only be released to adults (over the age of 18) listed on their emergency card on file. Identification is required. Parents need to follow the outlined drop off zones in the parking lot

Walking

- Students walking to and from school are encouraged to walk with family members or friends, not alone.
- Students are expected to follow the school's behavioral standards and all safety laws, including crossing at the crosswalk. Parents can set a good example by following the safety laws at all times.
- Make sure your child is familiar with the safety laws and how to handle an emergency situation.
- The local police department employs a crossing guard to assist students at New Jersey and Curtner, New Jersey and Abinante and New Jersey/Josephine.
 - Students must cross only when the crossing guard has deemed it is safe.
 - The guard will blow one whistle when s/he enters the crosswalk and then two whistles when students are safe to cross.

Transportation Services

Specific students will receive transportation services if the need is determined by an Individualized Education Program team. Students using transportation services should follow the behavior expectations outlined by our Positive Behavior Interventions and Supports (PBIS) program.

Bicycles, Scooters or Skateboards

- Riding a bike, scooter, or skateboard to school is a privilege. Failure to follow the rules will result in loss of school privileges.
- Bicycles, scooters, skateboards are to be walked, not ridden, on school grounds.
- As per California state law, helmets are REQUIRED to be worn.
- Bikes, scooters, skateboards are to be locked and kept in the bike cage during the school day. Unlocked bikes, scooters, skateboards will be removed from the bike cage and the owner will lose the right to ride them to school for a designated period of time.
- Failure to wear a helmet, will result in the loss of school biking, scooting, or skating privileges.
- Price is not responsible for lost, stolen or damaged bicycles, scooters, skateboards. Roller skates, inline skates, or wheelie shoes are not allowed on campus at any time. If they are brought to school, they will be confiscated and returned to a parent.

Failure to adhere to these expectations may result in a consequence. Under California state law, motorized scooter riders must be at least 16 and have a driver's license. Therefore, they are not allowed on Price campus.

Student Check-out Procedure

Once a student arrives on campus, he or she cannot leave during school hours except when the office has a written note from the parent and/or authorized person signs the child out in the office. If any staff member observes a child being escorted from school without such documentation, the staff member may stop and question the person or persons involved. If a student leaves without proper permission, that student will be considered truant and the police may be called.

Students shall be released during the school day only through the school office. A signout procedure is established and students may only be released to his parent/guardian or designee listed on the emergency card.

Children will only be released to an adult (person over the age of 18) and listed on their emergency card on file. Identification is required. It is the only means the staff can verify your authorization of designated friends or family members picking up your child. Without such verification, staff cannot release a child under any circumstances.

(Pupil Withdrawal From School Cambrian Board Policy and Procedure 5112.6)

Safe Ingress and Egress Action Plan

To Do	Due Date	Completed
Parent/Student Notification <ul style="list-style-type: none"> ● Site Handbook (Appendix) ● Emergency Assembly-Newsletter and/or handout (Appendix) 	August 2020	08/17/20
Staff Training/Notification <ul style="list-style-type: none"> ● Emergency Training (Appendix Sign-in and agenda) ● Emergency Binder 	September 2020	09/16/20

Section 8

Equal Opportunity, Hate Crime, and Harassment

Equal Opportunity

Discrimination among students applying for admission to or attending our schools with respect to color, creed, race, sex, religion, ancestry, handicap, or national origin is prohibited.

The Governing Board shall attempt to erase any limitations of facilities and means that stand in the way of our schools' availability to all who wish to learn in this school system. (Cambrian Board Policy 5145.3)

Hate Crime and Harassment

The Board prohibits intimidation or harassment of any student by any employee, student or other person in the district. Staff shall be alert and immediately responsive to student conduct which may interfere with another student's ability to participate in or benefit from school services, activities or privileges.

The Governing Board affirms the right of every student to be protected from hate-motivated behavior. It is the intent of the Board to promote harmonious relationships that enable students to gain a true understanding of the civil rights and social responsibilities of people in our society. Behavior or statements that degrade an individual on the basis of his/her race, disability, nationality, ethnicity, culture, heritage, gender, sexual orientation, physical/mental attributes, religious beliefs or practices shall not be tolerated. (Cambrian Board Policy 5145.9)

The principal or designee shall develop a plan to provide students with appropriate accommodations when necessary for their protection from threatened or potentially harassing or discriminatory behavior.

Grievance Procedures

The Board hereby designates the following position as Coordinator for Nondiscrimination to handle complaints regarding discrimination and inquiries regarding the district's nondiscrimination policies:

Director of Student Services
Cambrian School District
4115 Jacksol Drive
San Jose, CA 95124
(408) 377-2103 ext. 1121

Any student who feels that he/she is being harassed should immediately contact the principal or designee, or any other staff member. Any student who observes an incident of harassment should report the harassment to a school employee, whether or not the victim files a complaint.

Employees who become aware of an act of harassment shall immediately report the incident to the principal or designee. Upon receiving a complaint of discrimination or harassment, the principal shall immediately address the matter in accordance with site-level disciplinary procedures specified in BP 5144 - Student Discipline. Where the principal or designee finds that harassment has occurred, s/he shall take prompt, appropriate action to end the harassment and address its effects on the victim. If the student does not feel the matter has been sufficiently addressed by the school principal, they can file a complaint in accordance with district complaint procedures.

The principal or designee shall also advise the victim of any other remedies that may be available. The principal or designee shall file a report with the Superintendent or designee and refer the matter to law enforcement where required.

The Superintendent or designee shall ensure that the student handbook clearly describes the district's nondiscrimination policy, procedures for filing a complaint regarding discrimination or harassment, and the resources that are available to students who feel they have been the victim of discrimination or harassment.

Sexual Harassment

Cambrian School District Board Policy and Procedure 5145.7 prohibits sexual harassment including, but is not limited to, unwelcome sexual advances, unwanted requests for sexual favors, or other unwanted verbal, visual or physical conduct of a sexual nature made against another person of the same or opposite gender, in the educational setting, when: (Education Code [212.5](#))

- Submission to the conduct is explicitly or implicitly made a term or condition of an individual's academic status or progress.
- Submission to or rejection of the conduct by a student is used as the basis for academic decisions affecting the individual.
- The conduct has the purpose or effect of having a negative impact on the student's academic performance, or of creating an intimidating, hostile or offensive educational environment.
- Submission to or rejection of the conduct by the student is used as the basis for any decision affecting the student regarding benefits and services, honors, programs, or activities available at or through any district program or activity.

Examples of types of conduct which are prohibited in the district and which may constitute sexual harassment include, but are not limited to:

- Unwelcome leering, sexual flirtations, or propositions
- Unwelcome sexual slurs, epithets, threats, verbal abuse, derogatory comments, or sexually degrading descriptions
- Graphic verbal comments about an individual's body or overly personal conversation
- Sexual jokes, derogatory posters, notes, stories, cartoons, drawings, pictures, obscene gestures, or computer-generated images of a sexual nature
- Spreading sexual rumors
- Teasing or sexual remarks about students enrolled in a predominantly single-sex class
- Massaging, grabbing, fondling, stroking, or brushing the body

- Touching an individual's body or clothes in a sexual way
- Impeding or blocking movements or any physical interference with school activities when directed at an individual on the basis of sex
- Displaying sexually suggestive objects
- Sexual assault, sexual battery, or sexual coercion
- Electronic communications containing comments, words, or images described above

Notifications

A copy of the district's sexual harassment policy and regulation shall:

- Be included in the notifications that are sent to parents/guardians at the beginning of each school year (Education Code [48980](#))
- Be displayed in a prominent location in the main administrative building or other area where notices of district rules, regulations, procedures and standards of conduct are posted. (Education Code [231.5](#))
- Be provided as part of any orientation program conducted for new students at the beginning of each quarter, semester or summer session (Education Code [231.5](#))
- Appear in any school or district publication that sets forth the school's or district's comprehensive rules, regulations, procedures and standards of conduct (Education Code [231.5](#))
- Be provided to employees and employee organizations

Investigation of Complaints at School

Sexual harassment requires prompt attention by administrators since the failure to act may cause further personal damages to the alleged victim. Further, the issues involved are typically very personal and sensitive, and many victims will not risk the delays, publicity and complications attendant to regular grievance procedures. Since the Cambrian School District recognizes the delicate nature of such situations, each step in the complaint procedure will be conducted with discretion in order to maintain a high degree of confidentiality. It is the intent of the procedure to result in prompt recourse and to ensure fairness and equity to the student alleging the sexual harassment, the person accused of the sexual harassment, and witnesses.

Students

- A student who believes he/she is being sexually harassed should notify his or her site principal.
- Site principals are required to immediately report complaints of sexual harassment to the Superintendent or any member of the investigative team. Whenever a complaint of harassment occurs, the person receiving the complaint shall promptly and fully inform the alleged victim and the parents or guardians of their rights pursuant to this policy and current law.
- If the principal or member of the team believes the complaint can be resolved through informal means, then every effort will be made to do so.
- Investigation of Students
 - Any complaint involving allegations of sexual harassment of a student by another student(s) shall be processed informally
 - If an informal resolution will not resolve the problem, student perpetrating the harassment may be recommended for suspension or expulsion

Investigation Process

● Informal Investigation

- The District shall process complaints involving sexual harassment of a student by a District employee utilizing the following informal and formal procedures.
 - The informal investigation shall include gathering information from witnesses to the incident, if any, and from victims, if any, of similar conduct.
 - The purpose is to determine whether an informal resolution of the problem is possible.
 - The complainant will be advised in advance of the date and time that the accused will be informed of the complainant's complaint, and will be given an opportunity to be away from the school site when the accused is informed of the complaint.
 - The accused will be explained his/her rights pursuant to this policy, at the earliest appropriate time, and will be immediately informed that any retaliation against the complaint and witnesses is strictly prohibited, regardless of the accuracy of the complaint.
 - The team shall then inform the person alleged to have committed harassment of the complaint and explain his/her rights pursuant to the policy. The team will also endeavor to obtain all possible information from the individual named by the complaint.
 - The team shall make a written determination regarding the acts and whether sexual harassment did occur. This determination will be communicated to the complainant and the parents or guardians, the alleged harasser, and as appropriate, all others directly concerned.
 - A written report of the information investigation, signed and dated by the person accused of harassing, will be filed with the team by the supervisor or member of the team. The signature of the accused on the report is merely an indication of receipt of the report of a written complaint. The purpose of this report is to document the resolution of the complaint at the informal level.

● Formal Investigation

- Once a written complaint of sexual harassment has been reviewed by the investigative team and if the team determines a formal investigation is necessary, a complete and thorough investigation shall begin immediately.
- The complaint will be resolved by this investigation, which shall also include gathering information from witnesses to the incident, if any, and from victims if any of similar conduct.
- The complainant will be advised in advance of the date and time that the accused will be informed of the complaint, and will be given an opportunity to be away from the school site when the accused is informed of the complaint. The accused will be explained his/her rights pursuant to this policy, at the earliest appropriate time, and will be immediately informed of the complaint.
- The accused will be explained his/her rights pursuant to this policy, at the earliest appropriate time, and will be immediately informed that any retaliation against the complaint and witnesses is strictly prohibited, regardless of the accuracy of the complaint.
- The investigative team shall make a written determination regarding the acts and whether the sexual harassment did occur, and this determination will be communicated to the complainant, the alleged harasser, and as appropriate, all others directly concerned. If, after the investigation, the investigative team shall be expunged of all relevant documents. However, if the investigative team makes a finding that the sexual harassment did in fact occur, the alleged harasser shall have the opportunity to respond to this written determination prior to placement in his/her file.

- If the alleged harasser is determined to have engaged in sexual harassment, appropriate disciplinary action is recommended by the Superintendent or his designee may be taken by the District. The discipline that will be appropriate will be determined in part, by the severity of the facts and whether or not the harassment is of chronic nature. The employee against whom disciplinary action is taken shall be entitled to due process provided by law, Board policy and current employee agreements. The disciplinary action will be made known to the complainant and parents or guardians when final. Appropriate action will be made known to the complainant when final. Appropriate action may include remedies for the complainant's loss, if any.

Equal Opportunity, Hate Crime, and Harassment Action Plan

To Do	Due Date	Completed
Staff: <ul style="list-style-type: none"> ● Staff Professional Development-Sexual Harassment (Appendix Sign-in and agenda) ● Provide staff with written notification 	September	09/16/20
Student Orientation *	August	August 2020
Parent Notification (Appendix)	August	08/14/20
Policy posted in school office	August	08/14/20

* Due to distance learning, student orientation was done virtually in classrooms.

Section 9

Recommendations and Assurances

The School Site Council (SSC) recommends this Comprehensive Safety School plan to the District Governing Board for approval, and assures the Governing Board of the following:

- The School Site Council is correctly constituted, and was formed in accordance with District Governing Board Policy and state law.
- Under California Education Code 32281, the School Site Council or its delegates formed a school safety planning committee with a minimum of the following members:
 - The principal or the principal's designee
 - One teacher
 - One parent whose child attends the school
 - One classified employee
- The School Site Council held a public meeting, at the school, in order to allow members of the public the opportunity to express an opinion about the plan. Under Education Code 32281 the School Site Council notified all parties, in writing, information concerning the public meeting.
- The School Site Council reviewed the content of the Comprehensive Safety Plan and believes all requirements as outlined in the Cambrian School District Comprehensive Safety Plan template have been met.
- The School Site Council adopted this plan on:



Signature of Vice Principal

1/29/21
Date



Signature of SSC President

1-29-21
Date